

Fall 2016 – Spring 2017

# 2016 Hunting Regulations Summary

## Draw Deadlines

Moose Draw: May 31

Elk Draw: June 10

Antlerless Deer Draw: June 30

Controlled Deer Draw: August 31

## New Moose Season Information - Page 4

## Cook Your Game:

See our recipes for rabbit and venison,  
brought to you by Foodland Ontario.

Report Resource Abuse  
Please call 1-877-847-7667

[ontario.ca/hunting](http://ontario.ca/hunting)





IT'S IN YOUR  
**CORNER OFFICE.**  
IT'S IN YOUR NATURE.®

Let's face it, hunting isn't just something you do. It's who you are. At Cabela's, we feel the same way. That's why it's in our nature to support you with thousands of experts, more than 50 years of experience and every last bit of expertise, so you can treasure this passion for the rest of your days.

**Cabela's** 

**CABELAS.CA • 800.265.6245**





**POLARIS®**  
OFF-ROAD VEHICLES



## ***ELEVATE YOUR GAME***

Stalking game in vast places takes a vehicle with power and even bigger capabilities – nothing does it better than the legendary Polaris Sportsman® and Polaris ACE®. With industry-leading ProStar® power, easy to accessorize Lock&Ride® integration and relentless dependability, Polaris® delivers big performance time and time again.

**FIND YOURS AT [POLARIS.COM](http://POLARIS.COM).**

**POLARIS**  
**SPORTSMAN**

**POLARIS**  
**ACE**

WARNING: The Polaris RANGER® can be hazardous to operate and is not intended for on-road use. Driver must be at least 16 years old with a valid driver's license to operate. Passengers must be at least 12 years old. Drivers and passengers should always wear helmets, eye protection, and seat belts. Always use cab nets or doors (as equipped). Never engage in stunt driving, and avoid excessive speeds and sharp turns. Riding and alcohol/drugs don't mix. All drivers should take a safety training course. Call 800-342-3764 for additional information. Check local laws before riding on trails. ©2016 Polaris Industries Inc.

**SEE THE COMPLETE LINE AT**  
**[POLARIS.COM](http://POLARIS.COM)**





# HUNTING SEASON is fast approaching

If you are hunting big game in Ontario, you can use the following draw application methods:

- **Online**  
ontario.ca/outdoorscard
- **ServiceOntario\***
- **Licence Issuers\***
- **Telephone**  
1-800-288-1155

Contact the Outdoors Card Centre with any questions at 1-800-387-7011.

\*For a list of participating ServiceOntario centres and local licence issuers, visit [ontario.ca](http://ontario.ca). The elk draw is only available at participating ServiceOntario locations.

[ontario.ca/outdoorscard](http://ontario.ca/outdoorscard)



## Ensuring healthy fish and wildlife in Ontario for years to come

**84.3 million**  
hectares of Crown Land

**23,000**  
students took the Ontario Hunter  
Education course in 2015

**450,000**  
hunting Outdoors Card holders

**\$71.3 million**

In 2015/2016, the Fish and Wildlife Special Purpose Account will contribute approximately \$71.3 million to fish and wildlife management in Ontario.

**100%** of all fishing and hunting licence fees, fines and royalties collected by MNRF are deposited into the Fish and Wildlife Special Purpose Account















**2/3** of fish and wildlife management activities are funded from the Fish and Wildlife Special Purpose Account

**1/3** of fish and wildlife management activities are funded by the Ontario Government

For more information, visit [ontario.ca](http://ontario.ca) and search "how hunting fees are used".



## Table of Contents

Important Messages for Hunters.....	4-7	
Maps		
Map 1 – Southwestern (includes WMUs 79 to 95).....	8-9	
Map 2 – Southeastern (includes WMUs 46 to 78) .....	10-11	
Map 3 – Northern (includes WMUs 1 to 45) .....	12-13	
2016 Hunting Licence Information .....	14-21	
The Ontario Hunter Education Program .....	22	
General Regulations.....	23-30	
Firearms, Methods of Hunting, Crown Lands, Hunting in Provincial Parks, Conservation Officers, <i>Fish and     Wildlife Conservation Act, 1997</i>		
Wild Turkey Regulations.....	31-33	
Moose Regulations .....	34-52	
Elk Regulations.....	53-59	
Deer Regulations .....	60-74	
Black Bear Regulations .....	75-78	
Small Game Regulations .....	79	
Game Birds .....	79-80	
Falconry and Small Mammals.....	81	
Furbearing Mammals.....	82	
Wolf and Coyote .....	83-84	
Game Amphibians and Reptiles.....	84	
Field Dressing, Transporting and Preparing Wild Game.....	85	
Definitions .....	86-87	
MNRF and ServiceOntario centres.....	88	

All proceeds from the sale of advertisements appearing in this publication will be applied in support of fish and wildlife management programs in Ontario. The Province of Ontario and the Ministry of Natural Resources and Forestry neither endorse products or services offered in the advertisements nor accept any liability arising from the use of such products or services.

### Photo Credits:

© Mark Raycroft Photography: cover and page 2

© Mark Raycroft Photography: pages 1, 31, 34,  
38, 47, 53, 59, 60, 75, 83

Rick Rosatte: page 62 (elk)

J.D. Taylor: pages 62 (moose), 84

Norma Tegien: page 62 (white-tailed deer)

Tim Timmerman: page 62 (woodland caribou)



Printed on recycled paper

5612

175 k.P.R., 18 04 16

ISSN 0822-1936 (Print)

ISSN 1925-3516 (PDF)

Cette publication est également disponible en français. Pour en obtenir un exemplaire, veuillez composer le 1 800 667-1940 ou aller à [ontario.ca/chasse](http://ontario.ca/chasse). On peut aussi en obtenir un exemplaire au bureau ServiceOntario le plus proche.

This publication is available at [ontario.ca/hunting](http://ontario.ca/hunting)



## How to Use this Summary

This is a summary of information dealing with hunting licences and hunting laws. This summary is neither a legal document nor a complete collection of the current regulations. It is meant to be a convenient reference only. For complete details, see:

- a) the *Fish and Wildlife Conservation Act, 1997*, and the regulations made under this Act;
- b) the *Migratory Birds Convention Act, 1994* (Canada) and the *Migratory Birds Regulations*;
- c) the *Endangered Species Act, 2007*, and the regulations made under this Act;
- d) the *Species at Risk Act* (Canada), with regard to federally listed species that are threatened, endangered or extirpated and their critical habitat; and
- e) the *Trespass to Property Act*.

Each game wildlife species or group of game species has a section in this summary. Each section deals with basic regulations on hunting the species, including open season tables (showing when and where you can hunt that species). The maps that show Wildlife Management Unit (WMU) boundaries appear on pages 8 to 13 of this summary.

See the Definitions on pages 86 to 87 for an explanation of terms found throughout this summary. You can obtain specific details of the regulations, including more accurate descriptions of Wildlife Management Unit boundaries, at [ontario.ca/hunting](http://ontario.ca/hunting)



## MESSAGE from the Government of Ontario

Thousands of Ontario residents and visitors to the province await each year the arrival of hunting season. The list of game species that can be pursued in the province is extensive, including black bear, moose, deer, wild turkey and a number of small game species, such as grouse, hare and rabbit. Each species offers unique challenges for outdoor enthusiasts. Hunters not only have the chance to harvest their own food, they also spend quality time with friends and family in the great outdoors. Hunting is an outdoor pursuit that creates lasting memories.

Ontario's modern day elk hunt marks its fifth anniversary this year. After almost a 100-year absence, elk populations have returned to the province through a collaborative restoration effort led by the Ministry of Natural Resources and Forestry and involving several stakeholders. Ontario's Elk Management Plan, released in 2010, highlights the province's intent to sustainably manage elk and their habitat for the continuous ecological, cultural, economic and social benefits that they provide to the people of Ontario. Hunter interest in the elk hunt remains high, with approximately 1,700 people applying to the tag draw in 2015.

Ontario has taken measures to address pressures on the province's moose populations. Changes put in place last year include reducing tags and modifying open seasons for moose hunters. For 2016, we have implemented a one-week delay in the start of moose hunting across much of Northern Ontario in both bows-only and gun seasons. These changes were made under the Moose Project following extensive consultation and are designed to help ensure a healthy and resilient moose population in Ontario.

Following a two-year spring bear hunt pilot project in eight Wildlife Management Units in 2014-2015, Ontario is extending and expanding the pilot for an additional five years. The pilot will see a spring hunt in all 88 Wildlife Management Units that currently have a fall bear hunt, and will increase the scope of the hunt by including opportunities for non-resident hunters. We have also regulated

where bait can be placed during all bear hunting seasons to ensure it is a safe distance from dwellings and trails. Hunters should note that it will continue to be illegal to hunt bear cubs and females with cubs under the expanded pilot.

Thank you for the continuing support you provide for Ontario's wildlife management programs. By working together, we can make sure that the province's wildlife is conserved for the use and enjoyment of future generations. Be sure to visit [ontario.ca/hunting](http://ontario.ca/hunting) and click on Hunting Notices and Updates to find out about any changes.

### More About Our Cover

Speak to bowhunters and you hear it again and again: the reasons they pick up their bow are extended seasons, earlier seasons and, always, the additional challenge of a hunt that demands you be so much closer to your quarry. Bowhunters thrive on the challenge because it puts so many choices in their hands. If they harvest an animal it is due to weighed possibilities, correct assessments and decisions, hours invested in practice year round – and luck.

There is solitude in bowhunting; there is quiet; there is a rich history. Ask a bowhunter about bowhunting. Listen for the reasons. Listen for the passion.



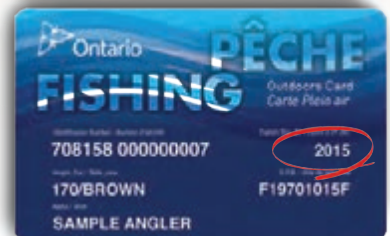
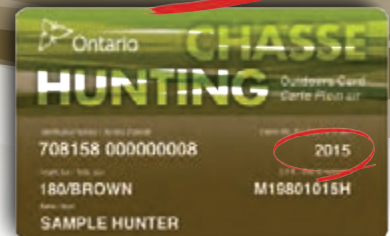
## Has your Outdoors Card expired?

More than 350,000 Ontario resident hunting and fishing Outdoors Cards expired on

# December 31, 2015

If your Outdoors Card has expired, renew it today:

- Online: [ontario.ca/outdoorscard](http://ontario.ca/outdoorscard)
- By phone: 1-800-288-1155
- In person: at a licence issuer





# Important Telephone Numbers and 2016 Dates for Ontario Hunters

## General Inquiry Telephone Numbers

Outdoors Card Centre (lost or stolen cards and general card inquiries) .....	1-800-387-7011
Outdoors Card renewal (available all year).....	1-800-288-1155 or <a href="http://ontario.ca/outdoorscard">ontario.ca/outdoorscard</a>
MNRF Natural Resources Information Centre .....	1-800-667-1940

**Automated Licensing, Draw Application and Draw Results Telephone Line ..... 1-800-288-1155**

**Licensing and Draw Application Web Site..... [ontario.ca/outdoorscard](http://ontario.ca/outdoorscard)**

## Other Important Telephone Numbers

Natural Resources Violation Reporting Line.....	1-877-847-7667
RCMP Canadian Firearms Program .....	1-800-731-4000
Environment Canada Public Inquiries (waterfowl seasons) .....	1-800-668-6767
Banded Birds Reporting.....	1-800-327-2263
Crime Stoppers (anonymous tips, report a poacher Canada-wide) .....	1-800-222-8477
Forest Fires in the 705/249 area code (north of the French/Mattawa rivers) (this number does not work on satellite phones)	310-FIRE (3473)
Forest Fires in the 807 area code (northwestern Ontario)..... (this number does not work on satellite phones)	310-FIRE (3473)

## Important Dates for Ontario Hunters

### Moose

Licences and draw entry available .....	April 20
Deadline for draw entry.....	May 31
Draw results available.....	August 1
Surplus tags (details available on page 39 and at <a href="http://ontario.ca/hunting">ontario.ca/hunting</a> [Hunting Notices and Updates] by August 1).....	August 15

### Wild Turkey

Licences available for spring hunt .....	March 1
Licences available for fall hunt.....	September 1

### Elk

Draw entry available .....	May 1
Deadline for draw entry.....	June 10
Draw results available .....	August 2

### Antlerless Deer

Licences and draw entry available .....	March 1
Deadline for draw entry.....	June 30
Draw results available.....	August 8

**Additional Game Seals for Deer Available..... July 13**

### Controlled Deer

Draw applications available .....	August 1
Deadline for draw entry.....	August 31
Draw results available .....	October 10

### Black Bear

Licences available .....	March 1
Second game seals available (spring and fall seasons).....	April 15
Mandatory questionnaire deadline for non-residents (spring season).....	within 5 days of last day of season (June 20)
Mandatory questionnaire deadline for non-residents (fall season).....	within 5 days of last day of season
Mandatory questionnaire deadline for residents (for licences purchased before June 16).....	August 1
Mandatory questionnaire deadline for residents (for licences purchased after June 15).....	December 15

### Small Game

Licences available .....	January 1
--------------------------	-----------

### Wolf and Coyote

Seals available.....	January 1
Questionnaire deadline .....	January 15 of the following year



# Important Messages for Hunters

As this 2016/17 hunting summary goes to press, several changes to the hunting regulations have been made or are pending. For more information, please refer to [ontario.ca/hunting](http://ontario.ca/hunting)

## Moose Project

Ontario has undertaken the Moose Project to address concerns about increasing pressures on moose populations and recent declines in moose numbers. Moose hunters may be interested in the following changes resulting from the Moose Project. Moose hunting season changes in effect for fall 2016 are reflected in the hunting season table on page 48.

- In fall 2015, Ontario implemented a two-week hunting season for calf moose across northern Ontario. Calf moose cannot be hunted outside this two-week period.
- Beginning in fall 2016, there will be a one-week delay in the start of the moose hunting season across much of northern Ontario.
- **NEW** – In fall 2017, Ontario will add a day to the southern moose firearm hunting season and delay the season to begin at the same time as the northern moose calf hunting season.

- **NEW** – Moose population objectives have been adopted for Wildlife Management Units across Ontario moose range to guide moose population management. These objectives have been used in developing the moose tag quotas for resident moose hunters found on page 50.

## Share your next experience in the field with an apprentice



[ontario.ca/hunting](http://ontario.ca/hunting)

- Ontario's Hunter Apprenticeship Safety Program allows individuals to safely develop their hunting skills while under the direct and immediate supervision of a qualified mentor.
- The program provides in-the-field practical training for future hunters.
- The Apprenticeship program is open to those 12 years or older who have completed the Ontario Hunter Education Program. Apprentices must also complete the Canadian Firearms Safety Course if they wish to hunt with a gun.
- For more information about the Hunter Apprenticeship Safety Program visit [ontario.ca/hunting](http://ontario.ca/hunting).





# Important Messages for Hunters

## REMINDER – Postal/Zip Codes and Address Changes

You are required to provide your Outdoors Card number, date of birth and the postal/zip code on your file when purchasing an Outdoors Card or any other product. **The postal/zip code is required because it is an important identifier that is not printed on your Outdoors Card.** Occasionally, existing card holders are not able to access their accounts because the postal/zip code they have provided does not match the one that we have on file. This occurs for a number of reasons:

- The postal/zip code on file may have been entered incorrectly.
- You may have moved and not updated your address.
- Your postal service may have changed the postal/zip codes in your area.

**You must notify the Ministry of Natural Resources and Forestry of any address or name change within 10 days of the change. Any clients who have had a recent address, postal/zip code or name change may contact the Outdoors Card Centre at 1-800-387-7011 to update their address or name prior to purchasing a licence or renewing an Outdoors Card.**

## NEW – Changes to Black Bear Seasons

The ministry has expanded and extended the two-year spring black bear season pilot for five years.

In 2016, residents and non-residents have the opportunity to hunt from May 1 to June 15 in all Wildlife Management Units with a fall black bear season (WMUs 1-19, 21-50, 53-64, 66-69, 71-76, 83, the geographic townships of Keppel and Sarawak in WMU 82A and the geographic township of Amabel in WMU 84).

The harvest of bear cubs and female bears accompanied by a cub is prohibited during the spring season.

Resident hunters who purchase a bear licence tag on or before June 15 must report their bear hunting activity and harvest by August 1, separate from their fall activity and harvest report. Non-resident hunters who purchase a bear licence tag must report their bear hunting activity and harvest to the issuer of their hunting licence validation certificate within five days following the last day of the season (June 20).

For more information on the pilot program see page 76.

## REMINDER – Start Times for Big Game Draw Entry and Draw Results

Applications for big game draws and big game draw results will be available starting at **8:30 a.m.**

	Draw Entry Available	Draw Results Available
<b>Antlerless Deer</b>	March 1	August 8
<b>Moose</b>	April 20	August 1
<b>Elk</b>	May 1	August 2
<b>Controlled Deer</b>	August 1	October 10

## PENDING – Sunday Hunting

Periodic changes may be made to gun hunting on Sundays in areas south of the French and Mattawa rivers. To confirm the status in the municipality in which you wish to hunt, please check the Sunday hunting information available at [ontario.ca/hunting](http://ontario.ca/hunting).

## NEW – Regulation of Bear Bait Placement

The placement of bait used for bear hunting has been regulated in both the spring and fall seasons to avoid black bears becoming habituated to artificial food sources and to reduce the potential for bear problems. For more information on bait placement restrictions see page 75.

## REMINDER – Chronic Wasting Disease (CWD) Surveillance

As in previous years, Ontario will be carrying out a testing program for CWD during the 2016 deer hunt. Hunter participation, by providing samples from harvested deer, is critical to the success of the program. Please see page 74 in this Summary, and visit [ontario.ca/cwd](http://ontario.ca/cwd) for more information.



# Important Messages for Hunters

## REMINDER – Hunter and Harvest Reporting

The information provided by hunters through harvest and hunting activity reporting is important for managing wildlife in Ontario. It helps to:

- monitor wildlife populations
- set harvest quotas and determine availability of additional game seals
- develop regulation proposals such as changes to seasons and bag limits, and
- inform management policies.

Hunter activity and/or harvest reporting is mandatory for the following:

- Wild Turkey
- Moose (in controlled calf harvest WMUs)
- Moose (WMU 65)
- Elk
- White-tailed deer (controlled hunts)
- Black Bear
- Wolf and Coyote (game seal holders)
- Snapping Turtle.

If you receive a hunter activity and harvest questionnaire for deer, moose, elk, black bear or wolf/coyote in the mail, you may submit your completed questionnaire(s) by mail or online by following the link at [ontario.ca/harvestreporting](http://ontario.ca/harvestreporting).

Mandatory harvest reporting for wild turkey and snapping turtle can now also be completed online.

In addition, all deer and moose hunters are welcome to provide information on their hunting activity and harvest through the online system whether they receive a questionnaire in the mail or not.

## REMINDER – Captive Deer/Elk Escape Notification

The Ministry of Natural Resources and Forestry, along with the Ministry of Agriculture, Food and Rural Affairs, and the Canadian Food Inspection Agency, urges all individuals who become aware of an escape from a captive deer or elk facility to report the incident to their local Ministry of Natural Resources and Forestry office (see page 88). Additionally, if you are planning to transport live farm-raised deer or elk, please contact the Canadian Food Inspection Agency at 1-800-442-2342 and your local Ministry of Agriculture, Food and Rural Affairs office for guidance on the necessary live deer or elk movement requirements.

## REMINDER – Bringing Out of Province Carcasses into Ontario

Due to the continuing spread of Chronic Wasting Disease (CWD) outside Ontario, there is a restriction on the possession of high risk carcass parts from all members of the deer family (including deer, elk, moose and caribou) that were harvested in other jurisdictions. If you intend to hunt outside of Ontario, please consult the hunting regulations at [ontario.ca/cwd](http://ontario.ca/cwd) for regulations designed to reduce the chance of spreading CWD into Ontario.

**PLEASE NOTE:** Most jurisdictions have regulations in place governing the transport of carcasses through their area. Hunters should be aware of these regulations to avoid inconvenience, potential seizure of game and charges. You should consult the appropriate government department in all provinces and/or states where you intend to transport carcasses of any member of the deer family.

## REMINDER – Lyme Disease

Ontario is experiencing an increase in the areas where the ticks that may carry Lyme disease are found. When outdoors, practise personal protection. For detailed information go to: [www.ontario.ca/lyme](http://www.ontario.ca/lyme).

## Attention All Hunters

If you harvest an animal that is wearing an ear-tag with the phone number 1-866-514-2327, this animal was chemically immobilized in the past using veterinary drugs. Health Canada has established recommended guidelines for consumption. Please call the above number for specific information on whether Health Canada would recommend that the meat of your animal be consumed.

## Notice to Hunters

In-season regulation changes are available at [ontario.ca/hunting](http://ontario.ca/hunting). Regulations are subject to change from time to time, and it is the hunter's responsibility to be informed of current regulations.

# Important Messages for Hunters

## REMINDER – Wildlife Feeding

If you are feeding wildlife you may be doing more harm than good. A number of risks are associated with wildlife feeding at communal feeding sites. Animals being fed can:

- become habituated to artificial food sources
- consume artificial feed mixes not healthy for them
- cause road accidents as they move to feeders
- increase populations beyond the level nature can support
- become a threat to pets or humans
- have an increased risk of passing on diseases or parasites.

For these reasons, the Ministry of Natural Resources and Forestry discourages the feeding of wildlife. For more information please visit [ontario.ca/feedingwildlife](http://ontario.ca/feedingwildlife).

## REMINDER – Moose Age Identification

It is important for moose hunters to know the difference between calf, cow and bull moose. Moose hunters are encouraged to review the calf and cow identification information on page 38.

## White Nose Syndrome

Bats are an important part of Ontario's biodiversity. However, White-nose Syndrome (WNS) continues to cause large mortalities of bats in the northeast United States and Canada, including Ontario.

The Ministry of Natural Resources and Forestry is concerned about the potential effects on bats in Ontario. If you encounter sick or dying bats, please call the Canadian Wildlife Health Cooperative at 1-866-673-4781 or the Natural Resources Information Centre at 1-800-667-1940.

To prevent the spread of WNS, we are asking the public to refrain from entering caves and abandoned mines unless they are managed tourist sites. For more information on WNS, please visit [ontario.ca/wildlifehealth](http://ontario.ca/wildlifehealth). WNS is not known to affect humans.

## QUICK FACTS ABOUT BIG GAME DRAWS

The Ministry of Natural Resources and Forestry has enhanced big game draws and is now accepting electronic draw applications through participating ServiceOntario centres and licence issuer locations. Please see below for more quick facts about entering big game draws in 2016.

- Draw availability:  
Moose: April 20 - May 31  
Elk: May 1 - June 10  
Antlerless Deer: March 1 - June 30  
Controlled Deer: August 1 - August 31
- **NOTE: Paper applications are no longer being used or accepted.** Moose, antlerless deer and controlled deer draw entries can be completed electronically through our automated telephone line at 1-800-288-1155, online at [ontario.ca/outdoorscard](http://ontario.ca/outdoorscard), or at participating ServiceOntario centres and licence issuers. Be sure to check your draw confirmation receipt prior to leaving the licence issuer or ServiceOntario centre to ensure your choices have been correctly entered. For a list of participating ServiceOntario centres and licence issuers, visit [ontario.ca/outdoorscard](http://ontario.ca/outdoorscard).

- **NOTE:** The elk draw is not available at licence issuers. You can apply to the elk draw by telephone at 1-800-288-1155, online at [ontario.ca/outdoorscard](http://ontario.ca/outdoorscard), or at participating ServiceOntario centres. There is a fee to enter the elk draw.
- If applying on the automated telephone system, be sure to record the authorization number provided at the end of the call. This number confirms your draw entry has been accepted. If applying by Internet, be sure to print or save the receipt which indicates your selections for the draw entry. Please keep your authorization number or receipt for future reference.
- There is no draw entry fee to enter the moose, antlerless deer and controlled deer draws.
- Only one application per person per big game draw is permitted.
- For further information on entering big game draws, please refer to page 34 for moose, page 53 for elk, page 63 for antlerless deer and page 69 for controlled deer.

**You can access and view or download a copy of the 2016 Hunting Regulations Summary from [ontario.ca/hunting](http://ontario.ca/hunting).**



## Map 1 – Southwestern Ontario

### Wildlife Management Unit (WMU) Boundaries

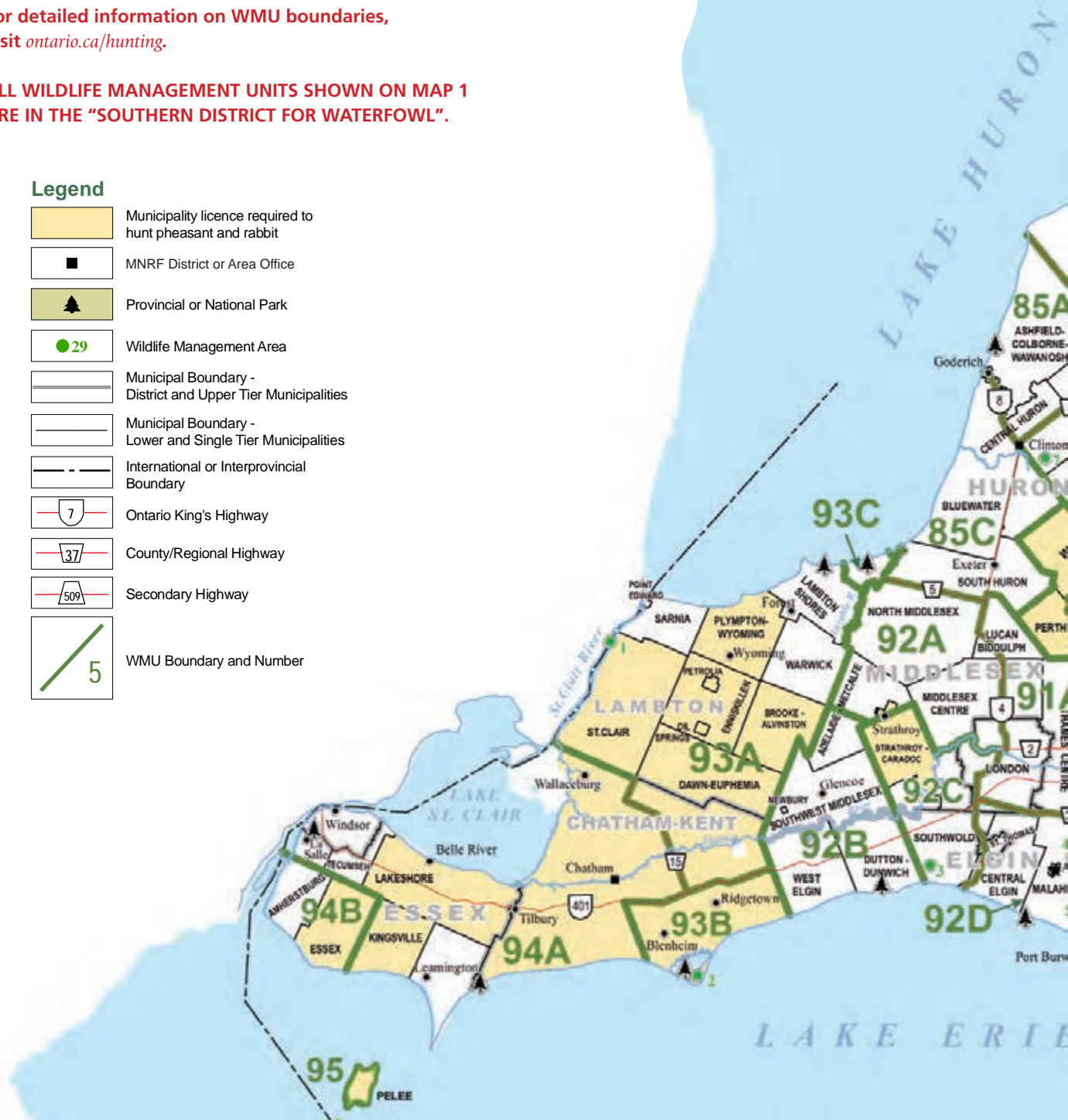
WMU boundaries are roads, lakes, rivers and other physical features wherever possible. For many roads and rivers, only the portions that form WMU boundaries are shown on the map.

For detailed information on WMU boundaries, visit [ontario.ca/hunting](http://ontario.ca/hunting).

**ALL WILDLIFE MANAGEMENT UNITS SHOWN ON MAP 1 ARE IN THE “SOUTHERN DISTRICT FOR WATERFOWL”.**

#### Legend

	Municipality licence required to hunt pheasant and rabbit
	MNR District or Area Office
	Provincial or National Park
	Wildlife Management Area
	Municipal Boundary - District and Upper Tier Municipalities
	Municipal Boundary - Lower and Single Tier Municipalities
	International or Interprovincial Boundary
	Ontario King's Highway
	County/Regional Highway
	Secondary Highway
	WMU Boundary and Number



## Wildlife Management Areas

### MAP 1

1. Stag Island (WMU 93)
2. Rondeau (Provincial Park) (WMU 93)
3. Fingal (WMU 92)
4. Aylmer (WMU 92)
5. Calton Swamp (WMU 92)
6. Long Point (WMU 90)
7. Hullett (WMU 85)
8. Luther Marsh (WMU 80)
9. Orangeville (WMU 81)
10. Rankin (WMU 83)
11. Beverly Swamp (WMU 87)
12. Binbrook (WMU 87)
13. Mud Lake (WMU 89)
14. Willoughby Swamp (WMU 89)
15. Pine River Provincial Fishing Area (WMU 81)

### Sections

### see page

Wild Turkey	31-33
Moose	34-52
Elk	53-59
Deer	60-74
Black Bear	75-78
Game Birds	79-80
Small Mammals	81-82
Wolf/Coyote	83-84
Game Amphibians and Reptiles	84



Report Resource Abuse



Call 1-877-847-7667

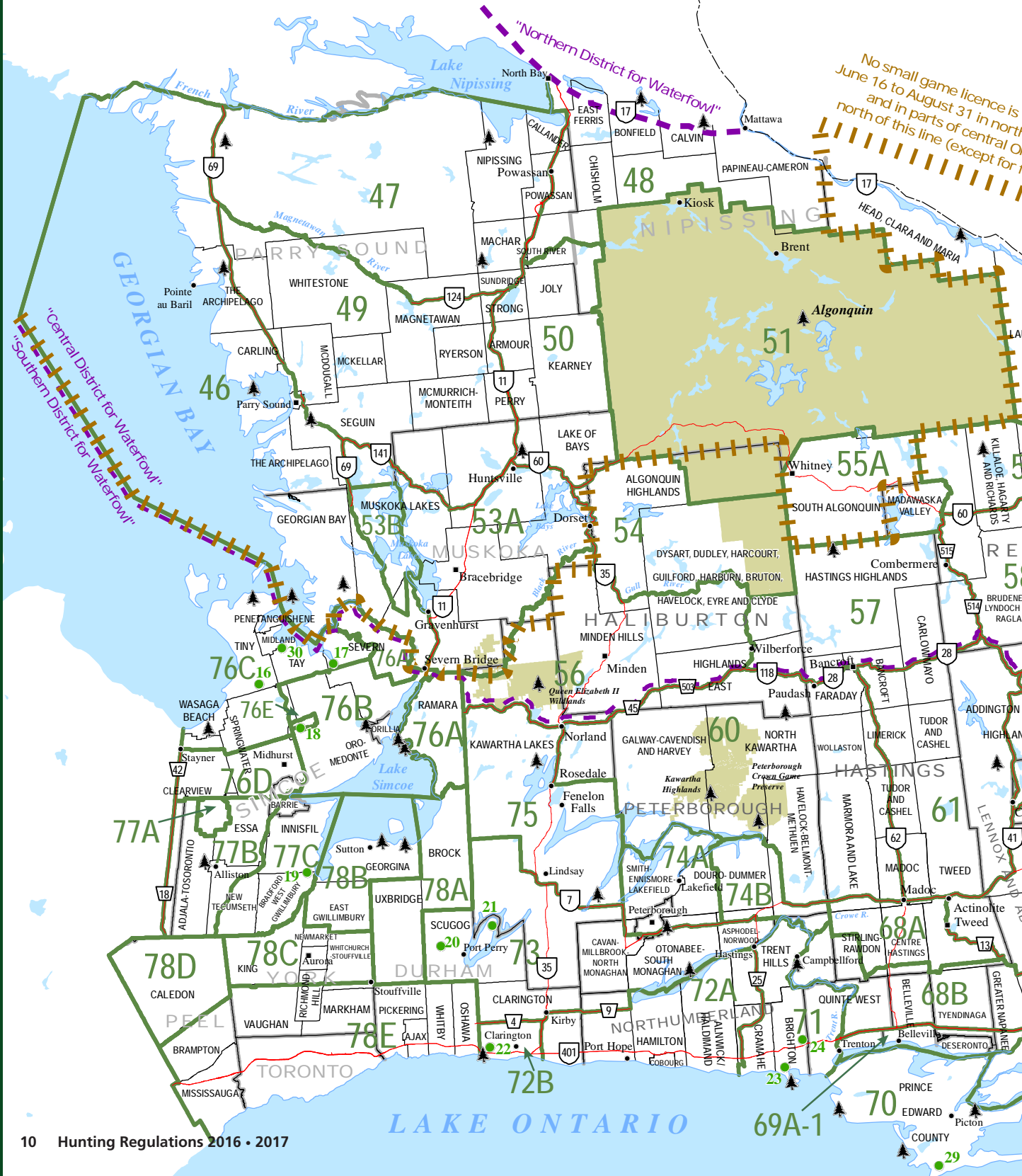


## Map 2 – Southeastern Ontario

### WMU Boundaries

WMU boundaries are roads, lakes, rivers and other physical features wherever possible. For many roads and rivers, only the portions that form WMU boundaries are shown on the map.

For detailed information on WMU boundaries, visit [ontario.ca/hunting](http://ontario.ca/hunting).



# Wildlife Management Areas

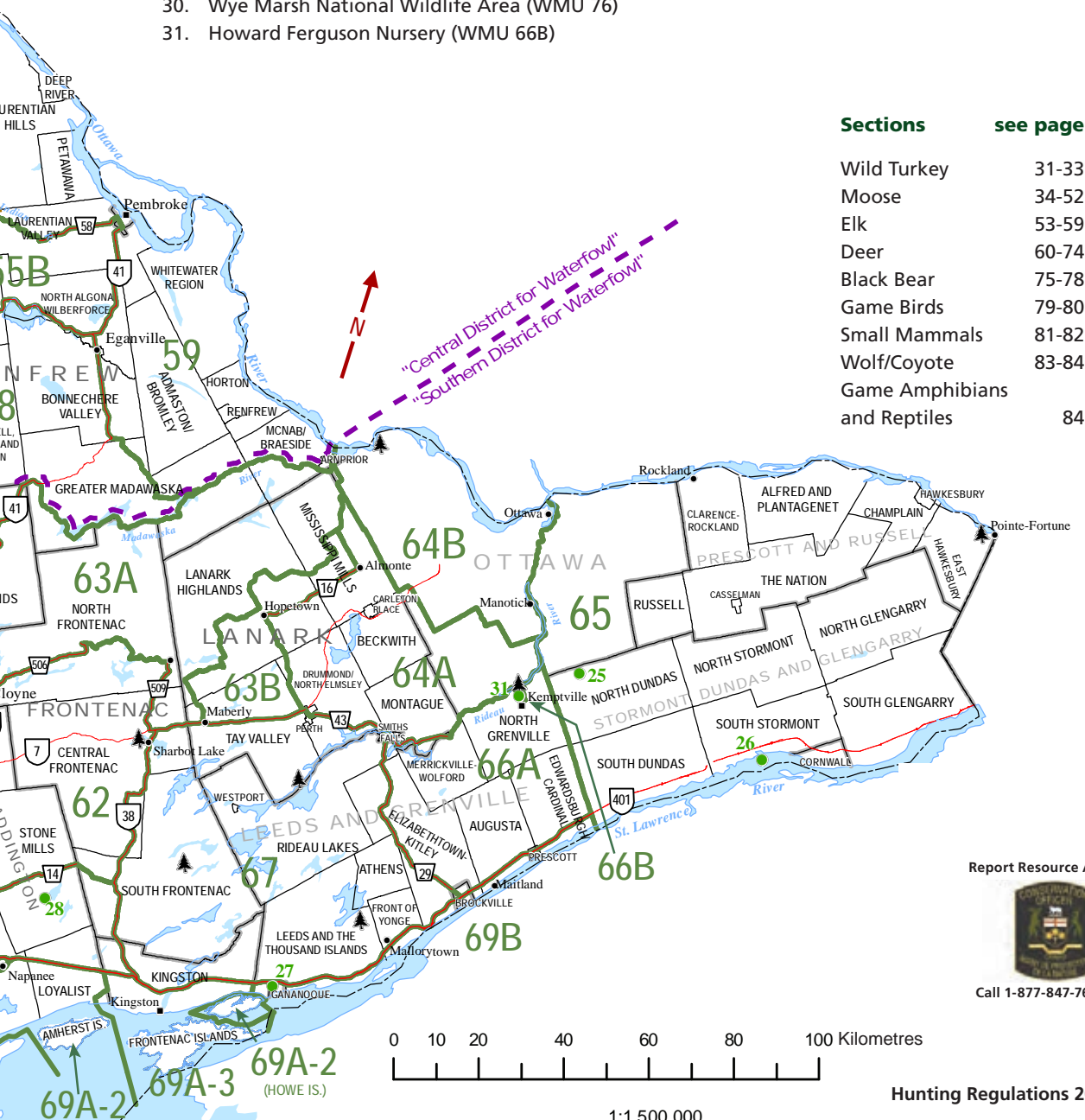
## MAP 2

16. Tiny Marsh (WMU 76)
17. Matchedash Bay (WMU 76)
18. Copeland Forest Resources Management Area (WMU 76E)
19. Holland Marsh (WMU 77)
20. Nonquon (WMU 73)
21. Scugog Island (WMU 73)
22. Darlington (Provincial Park) (WMU 72)
23. Presqu'île (Provincial Park) (WMU 71)
24. Brighton (WMU 71)
25. Mountain (WMU 65)
26. Lake St. Lawrence (WMU 65)
27. Gananoque (WMU 67)
28. Camden Lake (WMU 68)
29. Pt. Petre (WMU 70)
30. Wye Marsh National Wildlife Area (WMU 76)
31. Howard Ferguson Nursery (WMU 66B)

## Legend

	MNRF District or Area Office
	Provincial or National Park
	Wildlife Management Area
	Municipal Boundary - District and Upper Tier Municipalities
	Municipal Boundary - Lower and Single Tier Municipalities
	International or Interprovincial Boundary
	Ontario King's Highway
	County/Regional Highway
	Secondary Highway
	WMU Boundary and Number

valid from  
Northern Ontario  
Ontario  
falconry)



## Sections see page

Wild Turkey	31-33
Moose	34-52
Elk	53-59
Deer	60-74
Black Bear	75-78
Game Birds	79-80
Small Mammals	81-82
Wolf/Coyote	83-84
Game Amphibians and Reptiles	84

Report Resource Abuse



Call 1-877-847-7667



# Map 3 – Northern Ontario

## WMU Boundaries

WMU boundaries are roads, lakes, rivers and other physical features wherever possible.

For many roads and rivers, only the portions that form WMU boundaries are shown on the map.

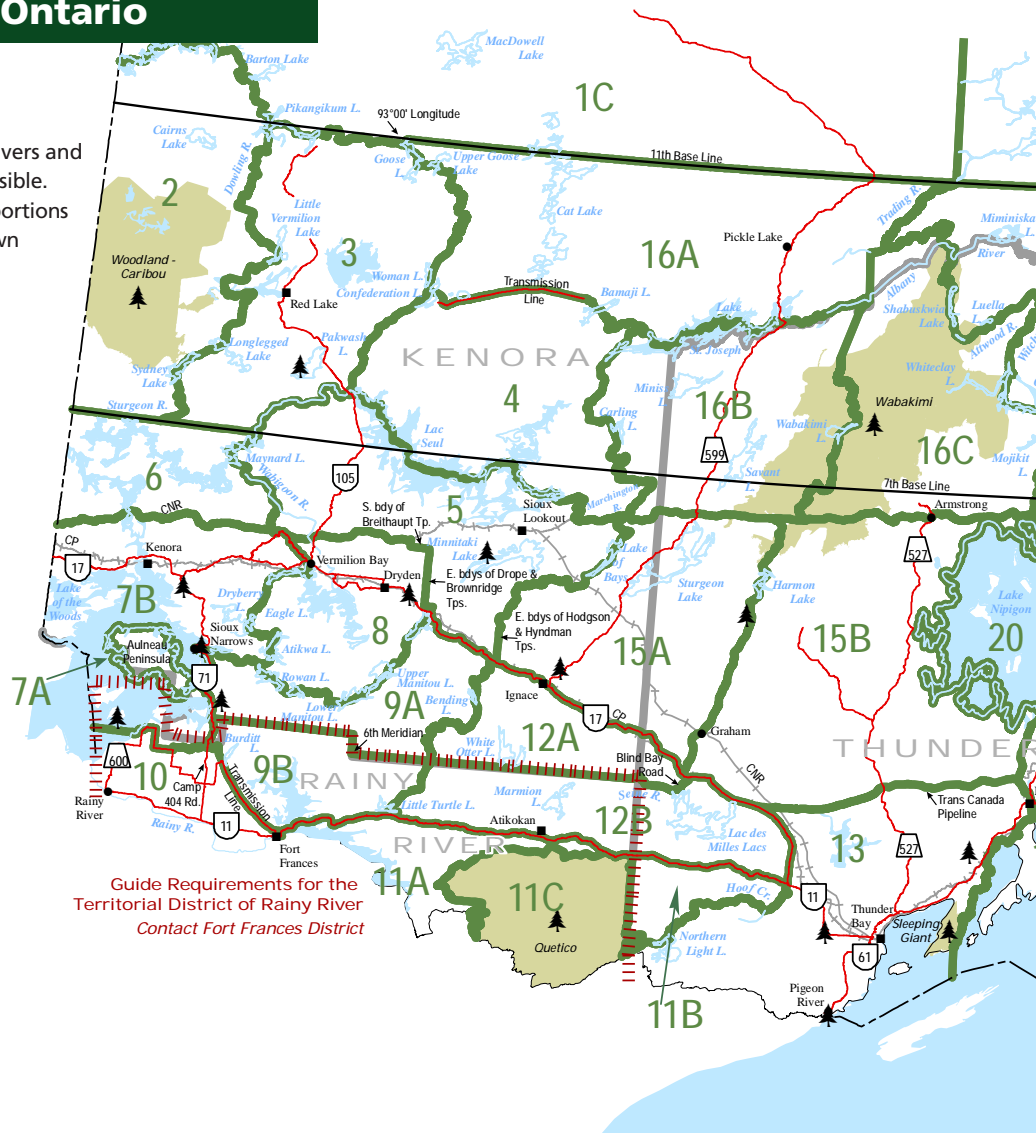
**For detailed information on WMU boundaries, visit [ontario.ca/hunting](http://ontario.ca/hunting).**

## Sections see page

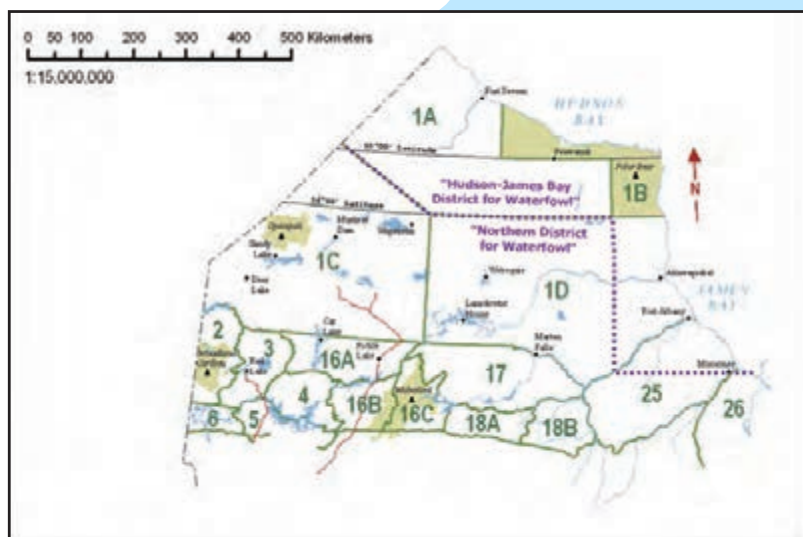
Wild Turkey	31-33
Moose	34-52
Elk	53-59
Deer	60-74
Black Bear	75-78
Game Birds	79-80
Small Mammals	81-82
Wolf/Coyote	83-84
Game Amphibians and Reptiles	84

## Legend

	MNR District or Area Office
	Provincial or National Park
	Wildlife Management Area
	Municipal Boundary - District and Upper Tier Municipalities
	Municipal Boundary - Lower and Single Tier Municipalities
	International or Interprovincial Boundary
	Ontario King's Highway
	County/Regional Highway
	Secondary Highway
	WMU Boundary and Number



Guide Requirements for the Territorial District of Rainy River  
Contact Fort Frances District







## 2016 Hunting Licence Information

**All hunters (both Ontario residents and non-residents) must have the hunting version of the Ontario Outdoors Card prior to purchasing a hunting licence or licence tag.**

**It is illegal for a person to apply for, purchase or possess more than one licence tag each for moose, elk, deer, or black bear.**

**Existing hunting version Outdoors Card holders may purchase an instant use e-l licence for small game hunting and fishing privileges. Call the Ministry of Natural Resources and Forestry Outdoors Card Centre at 1-800-387-7011 for information.**

If you wish to hunt, you must have a licence valid for the species or group of species you are hunting, and **you must carry your Outdoors Card, the licence tag, any validation tags and any game seals with you while hunting. (Validation tags and game seals are considered to be part of the licence.) Licence validity or expiry dates do not indicate open season dates. You must show the Outdoors Card and licence to a conservation officer if asked to do so.** Check the tables in this summary to see what, when and where you may hunt. Game species listed in the tables may be hunted only during an open season.

Residents and non-residents must be 16 years of age or older to be eligible for an Ontario Outdoors Card and licence to hunt. Residents may obtain an Outdoors Card and licence at 15 years of age, but they must first get consent in writing from both parents, one parent (if not living with both parents) or a legal guardian (also see **Hunter Apprenticeship**, on page 22).

All annual licences expire on December 31 in the year in which they were issued unless otherwise noted. A small game hunting licence is not valid from June 16 to August 31 for the area north and west of a line formed by the southerly boundary of the District Municipality of Muskoka and the southerly and easterly boundaries of the Territorial District of Nipissing (see map 2, page 10). Exemptions exist for hunting small game using falconry birds and hunting game birds on game bird hunting preserves.

### Transfer of Licences

**It is illegal to transfer, buy, sell or give a licence, validation tag, game seal or any component of a licence to another person. It is also illegal to use or possess a licence tag, validation tag, game seal or any component of a licence that was issued to someone else.** Under certain circumstances, however, moose validation tags or elk seals can be transferred (see Important Information Regarding Moose Validation Tag Transfers, page 41). It is also an offence to do anything which would enable your game seal to be used by another person.

**Licence Fees are in effect until December 31, 2016.**

**NOTE: Fees include 13% HST. A \$2 service fee + 13% HST will be applied to each product for which a fee is charged.**

### 1. Moose

- a) Resident's licence tag to hunt moose..... \$55.70
- b) Non-resident's licence tag to hunt moose ..... \$483.48
- c) Dog licence.....\$13.51

**For information on Export Permits, see page 16.**

### 2. Elk

- a) Resident's application to enter elk hunt draw (per person) ..... \$16.95  
**NOTE:** Enter the elk hunt draw online at [ontario.ca/outdoorscard](http://ontario.ca/outdoorscard), by automated telephone system or at participating ServiceOntario centres, either as an individual or with a group of up to three other people.
- b) Resident's elk licence tag (per person) ..... \$53.39  
Only those notified as successful in the elk hunt draw are eligible to purchase an elk licence.

### 3. Deer

- a) Resident's licence tag to hunt deer..... \$48.43
- b) Farmer's licence tag to hunt deer..... \$27.84  
You must complete an "Application for a Farmer's Licence to Hunt Deer" form (available from licence issuers and participating ServiceOntario centres) to get this licence tag. This licence tag is valid only in the county (or other jurisdiction as the case may be) in which you reside.
- c) Resident's additional game seal to hunt deer (selected WMUs only)..... \$48.43
- d) Non-resident's licence tag to hunt deer (antlered deer only) .....\$241.61
- e) Non-resident's additional game seal to hunt deer (may be valid for antlered deer only, antlerless deer only OR both antlered and antlerless deer; selected WMUs only) .....\$241.61
- f) Dog licence .....\$13.51

**For information on Export Permits, see page 16.**

### 4. Black Bear

- a) Resident's licence tag to hunt black bear..... \$48.43
- b) Resident's second game seal to hunt black bear (selected WMUs only)..... \$48.43
- c) Non-resident's licence tag to hunt black bear .....\$241.61  
Non-residents must have a Non-resident Black Bear Hunting Licence Validation Certificate as well as a black bear hunting licence. They must also complete the questionnaire that comes with the certificate and return it to the issuer of the certificate within five days following the last day of the open season for which the certificate was issued.
- d) Dog licence .....\$13.51
- e) Licence to provide black bear hunting services..... \$35.00

**For information on Export Permits, see page 16.**

## 5. Small Game

- a) Resident's licence tag to hunt small game ..... \$25.15  
This licence tag is valid for a resident to hunt game birds (other than wild turkey) and game mammals (except black bear, caribou, deer, elk and moose). Under this licence tag you may hunt fox, game birds (except wild turkey), rabbits and hares in most areas, raccoons, wolf\*, coyote\*, and black, gray and fox squirrels (but not red squirrels), skunk, opossum, and weasel. A small game licence tag also permits you to hunt American crow, brown-headed cowbird, common grackle, house sparrow, red-winged blackbird or starlings and other animals not scheduled under the *Fish and Wildlife Conservation Act, 1997* (e.g., groundhogs)\*\*. You may also hunt on game bird hunting preserves with this licence. This licence is not valid in northern Ontario and part of central Ontario from June 16 to August 31, except for hunting by falconry and hunting game birds on a game bird hunting preserve (see Map 2, pages 10 to 11, for more details).

\* When accompanied by a wolf/coyote game seal in specific WMUs (see Section 6).

\*\* Not all wildlife species can be hunted; consult the *Fish and Wildlife Conservation Act, 1997*, and *Endangered Species Act, 2007* at [ontario.ca/e-laws](http://ontario.ca/e-laws).

- b) Resident's dog (raccoon) licence ..... \$13.51  
In order to hunt raccoon at night, you must be accompanied by a dog licensed for raccoon hunting. Only one dog licence is required regardless of the number of dogs used.
- c) Non-resident's licence tag to hunt small game... \$120.93  
This licence tag authorizes a non-resident to hunt fox, game birds (except wild turkey), rabbits and hares in most areas, raccoons (though not at night), wolf\*, coyote\*, and black, gray and fox squirrels (but not red squirrels), skunk, opossum, and weasel. This licence tag also authorizes the holder to hunt American crow, brown-headed cowbird, common grackle, house sparrow, red-winged blackbird, or starlings or any species of unscheduled wildlife (e.g. groundhogs)\*\*. The non-resident's small game licence tag also authorizes the holder to hunt game birds on game bird hunting preserves. You can hunt wild turkey if you possess a wild turkey licence in addition to a non-resident's small game licence tag. This licence tag is not valid in northern Ontario and part of central Ontario from June 16 to August 31 except for hunting by falconry and hunting game birds on a game bird hunting preserve (see Map 2, pages 10 to 11, for more details).

A non-resident small game licence tag does not allow you to hunt rabbits in the county of Lambton, the Municipality of Chatham-Kent or the county of Essex, except in the Township of Pelee.

\* When accompanied by a wolf/coyote game seal in specific WMUs (see Section 6).

\*\* Not all wildlife species can be hunted; consult the *Fish and Wildlife Conservation Act, 1997*, and *Endangered Species Act, 2007* at [ontario.ca/e-laws](http://ontario.ca/e-laws).

- d) Non-resident's licence to hunt game birds on a game bird hunting preserve ..... \$17.57  
To hunt game birds including wild turkeys on a game bird hunting preserve **only**, a non-resident may wish to purchase this licence rather than a non-resident's small game licence tag.

## 6. Wolf/Coyote

**NOTE: Wolf/coyote game seals are required to hunt wolves/coyotes in WMUs 1A, 1C, 1D, 2-42, 46-50 and 53-58.**

Hunters may purchase a maximum of two wolf/coyote game seals per year. In WMUs 43-45 and 59-95, only a small game licence tag is required.

- a) Resident's wolf/coyote game seal (maximum of two per year) (available from participating licence issuers and participating ServiceOntario centres).....\$11.14  
In order to hunt wolves or coyotes in the specified WMUs, a resident must have a wolf/coyote game seal, an Outdoors Card and a small game licence tag.
- b) Non-resident's wolf/coyote game seal (maximum of two per year) (available from licence issuers and participating ServiceOntario centres).....\$272.41  
In order to hunt wolves or coyotes in the specified WMUs, a non-resident must have a wolf/coyote game seal, an Outdoors Card and a non-resident's small game licence tag.

## 7. Wild Turkey

Wild turkey licence.....\$29.19  
In order to hunt wild turkeys, a resident or non-resident must have a wild turkey licence, valid for either the spring or fall season, an Outdoors Card and a small game licence tag.

## 8. Falconry Licences

- a) General/Apprentice falconry licence.....\$19.81  
b) Commercial falconry licence (HST not applicable).....\$198.13

## 9. Keeping Wildlife in Captivity

Keeping wildlife in captivity is generally prohibited without authorization. Please contact your local ministry office for further information.

## 10. Migratory Game Birds

**(waterfowl, common snipe, woodcock and mourning dove)**

To hunt migratory game birds, you must have a federal Migratory Game Bird Hunting Permit and a Wildlife Habitat Conservation Stamp, as well as an Outdoors Card and small game licence tag. This includes hunting with falconry birds or non-indigenous falconry birds. You may buy a Migratory Game Bird Hunting Permit and Wildlife Habitat Conservation Stamp at any post office.

## 11. Possession or Tanning of Furbearing Mammals

- a) Notice of Possession ..... no charge  
You are required to submit a Notice of Possession if you acquire a furbearing mammal and/or pelt in some circumstances (e.g., roadkill, purchased pelts). You can submit a Notice of Possession through [ontario.ca](http://ontario.ca) or by calling 1-855-613-4256.
- b) Licence to Possess a Pelt ..... no charge  
(available at ministry offices)  
You are required to obtain this licence to possess a pelt in some circumstances (e.g. if you harvested during the open season but wish to keep the pelt during the closed season).



## 12. Export Permits

(See also Import, Export and Shipping under General Regulations, page 30.)

**NOTE:** An export permit is required for any part of the animal, including carcass, hides, pelt or antlers.

- a) Non-resident Moose, Deer, Elk or Black Bear ..... \$35.00  
This permit is not required for tanned skin or other parts that have been treated by a taxidermist.
- b) CITES permit.....no charge  
(available at ministry offices, call for appointment)

This permit is required by resident and non-resident hunters to export from Canada any part of a wolf and, in some circumstances, may be required for black bear (see Export, Import and Shipping, on page 30).

For more information on CITES, visit [www.cites.ca](http://www.cites.ca).

- c) Export licence for furbearing mammals or their pelts.....Applicable royalty

A royalty is payable to the province at the time that the hunter obtains a permit to export a furbearing mammal (available at ministry offices, call for appointment).

This permit is required by resident and non-resident hunters to export from Ontario a furbearing mammal, including a wolf or coyote.

### Outdoors Card and Hunting Licence Information for Residents of Ontario

An Ontario resident is a person whose primary residence is in any part of Ontario and who has actually resided in any part of Ontario for a period of at least **six consecutive months during the immediately preceding 12 months**. Generally, hunters who do not fit this definition must purchase a non-resident licence (see page 20 for non-resident licence information).

An Ontario non-resident hunting Outdoors Card is not transferable to resident status if you become a resident of Ontario. If your residency changes (i.e., you become an Ontario resident) you must challenge the Ontario Hunter Education Course exam.

#### What is an Ontario resident Outdoors Card?

An Ontario resident Outdoors Card is a plastic, wallet-sized identification card issued by the Ministry of Natural Resources and Forestry to accompany your Ontario hunting licence tag(s). There are two versions of the card that prove eligibility to purchase hunting licences and tags: the hunting version Outdoors Card and the Temporary Hunting Outdoors Card (these cards also provide fishing privileges, once a fishing licence tag is obtained). You must carry your Outdoors Card with you whenever you hunt or fish.

A plastic Outdoors Card is valid for three calendar years, expiring on December 31 of the third year. The expiry year for your Outdoors Card is shown on the front of your card, immediately to the right of the card number. Hunting licence

tags expire on December 31, unless otherwise noted. **The year of expiry may be different for your Outdoors Card and your licence tags**, depending on how you purchase your licence(s).

All annual licences expire December 31st in the year in which they were issued unless otherwise noted.

Three-year small game hunting or fishing licence tags expire with the card. Your Outdoors Card, licence tag or e-licence and any applicable licence must be current for you to have a particular hunting or fishing privilege.

### Who needs a hunting version Ontario Outdoors Card?

To hunt in Ontario, most Ontario residents need a hunting version Outdoors Card and all applicable licence tags and licences. There are two exceptions to this.

The first exception is an Ontario resident hunter apprentice who is hunting with a licensed mentor. The hunter apprentice must carry an Ontario-issued Hunter Apprenticeship Safety Card. (The mentor must have an Ontario hunting version Outdoors Card and all applicable licences; see page 22.) The second exception is members of Aboriginal communities with Aboriginal or treaty hunting rights in Ontario. These hunters are not required to be in possession of an Outdoors Card provided they are hunting for food, social or ceremonial purposes within their traditional or treaty area or they are visiting the traditional area of another First Nation and have received proper written permission to hunt from that First Nation.

All other Ontario residents, including Aboriginal persons, either hunting outside of areas where they have Aboriginal or treaty hunting rights **OR** hunting in areas for which they have not received proper written permission to hunt, **must have a hunting version Ontario Outdoors Card and all applicable licences**.

**Aboriginal people:** Many Aboriginal peoples in Ontario hold Aboriginal or treaty rights to hunt. MNRF is committed to respecting constitutionally-protected Aboriginal and treaty rights to hunt in traditional and treaty areas, recognizing that hunting continues to play a significant role in the lives of Aboriginal peoples. After conservation and public safety goals are met, existing Aboriginal and treaty rights take priority.

Aboriginal rights to hunt stem from customs, practices or traditions that are integral to the distinctive culture of an Aboriginal community and can be practiced using contemporary versions of customs, practices or traditions. Treaty rights to hunt are protected through treaties negotiated between the Crown and Aboriginal peoples; these rights are collectively held and are not generic, but rather, are unique to different communities and their associated traditional or treaty territory.

Members of Ontario Aboriginal communities exercising established Aboriginal and/or treaty hunting rights generally do not require an outdoors card or hunting licence(s) when hunting for food, social or ceremonial purposes within their traditional or treaty territory. Members of Ontario Aboriginal communities hunting outside their traditional or treaty territory must hold a valid outdoors card, appropriate hunting licence(s) and follow the corresponding regulations, or have written permission from a local First Nation to hunt in their traditional territory (R v. Shipman et al., 2007). Members of Ontario

Aboriginal communities exercising hunting rights should be prepared to provide identification showing their community membership, if requested by a conservation officer.

Non-Aboriginal people may accompany Aboriginal people who are hunting, but may not help them to exercise their hunting rights. For example, a non-Aboriginal person may not assist an Aboriginal hunter by shooting their game, carrying a gun, searching for or flushing game unless the non-Aboriginal person has a valid licence for an animal of the species, age or sex as applicable and the harvest occurs during the open season. They can, however, assist in retrieval of game or transporting of lawfully harvested game while accompanying an Aboriginal person.

### What are the two classes of Ontario resident hunting version Outdoors Cards?

As of January 1, 2006, Ontario recognizes two types of resident hunters (and two classes of resident hunting Outdoors Cards) based on the hunting method(s) for which the hunter is accredited. Hunters will be designated as either H1 or H2.

The Class H1 card permits the cardholder to hunt with all methods permitted under the *Fish and Wildlife Conservation Act, 1997*.

The Class H2 card permits the cardholder to hunt with all methods permitted under the *Fish and Wildlife Conservation Act, 1997, except guns*.

Any person will automatically be deemed to be an H1 hunter if they have:

- An Ontario hunting version Outdoors Card (current or expired) issued before January 1, 2006, **OR**
- An Ontario Hunter Education Exam Certificate/Report indicating a pass issued after January 1, 1968, and before January 1, 2006, **OR**
- An Ontario resident's hunting licence issued after January 1, 1968, and before January 1, 1993.

If a new applicant does not automatically qualify as an H1 hunter, a hunting version Outdoors Card is issued based on the exam(s) the applicant has passed. To obtain an H1 hunting version Outdoors Card, the applicant must provide proof (an original or certified copy) of passing BOTH the Ontario Hunter Education Course exam and the Canadian Firearms Safety Course exam. The applicant for an H2 hunting version Outdoors Card must provide proof (an original or certified copy) of passing the Ontario Hunter Education Course exam.

**NOTE:** Two classes of Hunter Apprenticeship Safety Cards are also recognized as of January 1, 2006. The A1 card permits the apprentice to hunt with all methods permitted under the *Fish and Wildlife Conservation Act, 1997*, and regulations. The A2 card permits the apprentice to hunt with all methods permitted under the Act and regulations, except guns. If the A1 apprentice is hunting with a gun, the mentor must hold an H1 Outdoors Card. If the apprentice is using bow hunting equipment or a falconry bird, the mentor must hold either an H1 or an H2 Outdoors Card.

### Is an Outdoors Card a hunting licence?

No. For Ontario residents, a complete and valid licence to hunt consists of a Hunting Outdoors Card or a Temporary Hunting Outdoors Card **plus** the required hunting licence tags **plus** any applicable hunting licences and game seals and/or validation tags.

One or three year hunting licence tags are available from licence issuers located throughout Ontario. For the location of the licence issuer nearest you, visit [ontario.ca/outdoorscard](http://ontario.ca/outdoorscard) or call 1-800-387-7011 for information.

One-year small game licences are available for instant use through [ontario.ca/outdoorscard](http://ontario.ca/outdoorscard).

### How do I get a hunting version Outdoors Card if I have never had one before?

All new accredited hunters who have never had a hunting version Outdoors Card must go to a participating ServiceOntario centre offering MNRF services. You must show the original copy of your hunting accreditation (and proof of passing the Canadian Firearms Safety Course exam if applying for an H1 Outdoors Card).

A Temporary Hunting Outdoors Card is valid for hunting during the open season as soon as the required hunting licence tags and any required licences, game seals and/or validation tags are obtained. The Temporary Hunting Outdoors Card is valid until the end of the calendar year. The fee for this Temporary Hunting Outdoors Card includes the cost of a three-year Outdoors Card. You will automatically be mailed the plastic three-year card.

The following types of hunting accreditation will be accepted when applying for an H1 hunting version Outdoors Card. You must provide the original or certified copy of one of the following:

- An Ontario Hunter Education Exam Certificate/Report indicating a pass issued to you after January 1, 1968, and before January 1, 2006, **OR**
- An Ontario resident's hunting licence issued to you between January 1, 1968, and January 1, 1993, **OR**
- An Ontario Hunting Licence Verification Certificate showing that you were issued a hunting licence as a resident after January 1, 1968, and before January 1, 1993, or that you passed the Ontario Hunter Education Course Examination after January 1, 1968, and before January 1, 2006.
- An Ontario Hunter Education Exam Report indicating a pass issued to you after January 1, 2006, plus proof of passing the Canadian Firearms Safety Course exam.

**NOTE:** New residents of Ontario have one opportunity to successfully challenge the Ontario Hunter Education Exam, without having to take the Ontario Hunter Education Course, if they can provide proof of having been issued a resident hunting licence or completing a hunter education course in any jurisdiction of which they were a resident at the time.

In order to apply for an H2 hunting version Outdoors Card, the applicant must provide the original or a certified copy of an Ontario Hunter Education Exam Report issued after January 1, 2006.



## My Outdoors Card has expired. How do I renew it?

The date on which your Ontario resident hunting version Outdoors Card expires is shown on the front of your card (immediately to the right of your card number).

The three ways to renew your Outdoors Card are:

1. By visiting [ontario.ca/outdoorscard](http://ontario.ca/outdoorscard) and using your VISA, MasterCard or American Express Card to buy online. You will need your Outdoors Card number, date of birth and the postal code we have on file for you to complete this transaction. You can print any e-licences you have purchased, and your Outdoors Card will automatically be mailed to you. Your Outdoors Card, when accompanied by your e-licences, will allow you to enjoy the open season while you wait for your new plastic Outdoors Card to reach you.
2. By using the toll-free automated telephone system and your VISA, MasterCard or American Express. Be sure to have your Outdoors Card number on hand when you call 1-800-288-1155. Your Outdoors Card will automatically be mailed to you.
3. By purchasing a Temporary Hunting Outdoors Card, in person, from licence issuers or participating

ServiceOntario centres. The fee includes the cost of a three-year Outdoors Card. You will automatically be mailed the plastic three-year Outdoors Card.

## I have a current Outdoors Card but my licence tag has expired. How do I get a licence tag for this year?

If you wish to purchase a small game licence, you may do so at [ontario.ca/outdoorscard](http://ontario.ca/outdoorscard). Deer, moose, black bear and one-year small game hunting licence tags are available from licence issuers located throughout Ontario. For the location of the licence issuer nearest you, visit [ontario.ca/outdoorscard](http://ontario.ca/outdoorscard) or call 1-800-387-7011.

A deer licence tag is also available when applying to the antlerless deer draw through the automated telephone application system from March 1 to June 30. A moose licence tag is also available when applying to the moose draw through the automated telephone application system from April 20 to May 31. The phone number for the automated telephone application system is **1-800-288-1155**. Deer and moose licence tags are also available during the same time periods online at [ontario.ca/outdoorscard](http://ontario.ca/outdoorscard).

### HAVE YOU SEEN A BADGER BURROW?

Ontario's badgers are rare, secretive, and solitary carnivores. They are mostly active at night and usually spend the day underground in a burrow. A single badger may have hundreds of burrows in a home range that is up to 320 km<sup>2</sup>. Many hunters have actually seen badger burrows, but they are usually mistaken for fox or groundhog dens (both of which will also use badger burrows).

To report any possible badger burrows or sightings of badgers please contact:  
[info@ontariobadgers.org](mailto:info@ontariobadgers.org) or 1-877-715-9299 (toll-free)

For more information visit [www.OntarioBadgers.org](http://www.OntarioBadgers.org)



## Help Protect Ontario's Natural Heritage



Have you ever witnessed someone fishing out of season, night hunting for deer or moose, illegally dumping waste or littering on public lands, but didn't know what to do about it? The Natural Resources TIPS Reporting Line is available for you to report resource abuse when you see it.

The Natural Resources TIPS Reporting Line offers all Ontarians and Ontario resource users – 24 hours a day, seven days a week – the opportunity to help protect our natural heritage. If you see or suspect an act of resource abuse, call the Ontario Ministry of Natural Resources and Forestry toll-free TIPS Line at 1-877-847-7667. Your information will be used to help conservation officers investigate violations.

Ontario's natural resources are precious. The next time you see someone taking over-limits of fish, small game or waterfowl, illegally removing firewood or trees from public land, or witness any other abuse of our natural resources, please call 1-877-847-7667.



Report natural resources violations  
to 1-877-847-7667

Hunters show support for the TIPS violation reporting line. Thousands of calls have been made to the line since it opened on September 24, 2005, to report suspected or known resource abuse.



## Common Hunting Licence Options for Ontario Residents

Further hunting licence information available starting on page 14. The one-year licence fees stated in this summary are in effect until December 31, 2016, unless otherwise noted. For the location of the licence issuer nearest you, visit [ontario.ca/outdoorscard](http://ontario.ca/outdoorscard) or call 1-800-387-7011.

Products	2016 Fees		Product Availability			
	Ontario Residents (Includes HST)	Service Fee (Includes HST)	Internet	Automated Telephone Licensing Line 1-800-288-1155	Licence Issuer	Participating ServiceOntario Centres
Hunting Outdoors Card - New	\$9.68	\$2.26				✓
Hunting/Fishing Outdoors Card - Renewal	\$9.68	\$2.26	✓	✓	✓	✓
Ontario resident one-year <b>small game</b> licence tag *	\$25.15	\$2.26	✓		✓	✓
Ontario resident three-year <b>small game</b> licence tag * **	\$75.46	\$2.26	✓	✓	✓	✓
Ontario resident <b>moose</b> licence tag and game seal++	\$55.70	\$2.26	✓	✓***	✓	✓
Ontario resident <b>elk</b> draw application	\$16.95	\$2.26	✓	✓		✓
Ontario resident <b>elk</b> licence tag and game seal	\$53.39	\$2.26				✓
Ontario resident <b>deer</b> licence tag and game seal++	\$48.43	\$2.26	✓	✓***	✓	✓
Ontario farmer's <b>deer</b> licence tag and game seal	\$27.84	\$2.26			✓	✓
Big game draw applications ( <b>deer</b> , <b>moose</b> )			✓	✓***	✓+	✓
Additional game seals for <b>deer</b> (offered in select Wildlife Management Units only).	\$48.43	\$2.26	✓	✓		✓
Ontario resident <b>black bear</b> licence tag and game seal	\$48.43	\$2.26			✓	✓
Second game seal for <b>black bear</b> (offered in select Wildlife Management Units only).	\$48.43	\$2.26				✓
Game seals for <b>wolves/coyotes</b> (required in select WMUs only). Valid only with a small game licence.	\$11.14	\$2.26			✓	✓
Ontario resident <b>spring</b> licence and game seal to hunt <b>wild turkey</b> . Valid only with a small game licence. Valid only during the spring open season.	\$29.19	\$2.26	✓	✓	✓	✓
Ontario resident <b>fall</b> licence and game seal to hunt <b>wild turkey</b> . Valid only with a small game licence. Valid only during the fall open season.	\$29.19	\$2.26			✓	✓
<b>Dog Licence</b>	\$13.51	\$2.26			✓	✓

\* Licence transactions over the Internet after the renewal of an Outdoors Card will be carried as a separate document.

\*\* Available by Automated Telephone Licensing Line with Outdoors Card renewal only.

\*\*\* Big game (deer, moose) draw applications and licence purchase in one transaction.

+ Available at participating Licence Issuers. Please visit [ontario.ca/outdoorscard](http://ontario.ca/outdoorscard) for locations.

++ Available over the Internet and Automated Telephone Licensing Line up to draw deadline date.

**FLY-IN FISHING & HUNTING**

**PINE PORTAGE LODGE**

First Class Accommodations, Dining, Guest Services, Conference/Meeting Facilities, Marine Equipment, Fishing & Hunting


**TOLL FREE 1-800-363-4443**
[watsonsfishthefinest.com](mailto:watsonsfishthefinest.com)
[www.fishthefinest.com](http://www.fishthefinest.com)
**Wawa, Ontario**






## Outdoors Card Information for All Hunters

### How can I get more information on the Outdoors Card?

The staff at the Outdoors Card Centre would be pleased to answer your questions. You can reach the Outdoors Card Centre without charge from anywhere in North America by calling: **1-800-387-7011**.

The hours of operation of the Outdoors Card Centre are Monday to Friday from 8:30 a.m. to 5:00 p.m. (ET).

### Lost, Stolen or Destroyed Outdoors Cards, Licences, Validation Tags or Game Seals

If your Outdoors Card, licence, validation tag or game seal is lost, stolen or destroyed, visit a licence issuer or participating ServiceOntario centre (Page 88) to obtain a duplicate. An administration fee will apply.

### What else should I know about my Outdoors Card?

Here are other important things to keep in mind:

- You must notify the Ministry of Natural Resources and Forestry of any address or name change within 10 days of the change. You can do this by calling the Outdoors Card Centre toll-free at 1-800-387-7011. Failure to change your address within 10 days can result in a fine under the *Fish and Wildlife Conservation Act, 1997*.
- You must carry your Outdoors Card and all applicable licences on your person whenever you are fishing or hunting. If a conservation officer asks to see your Outdoors Card, the law states that you must show it.
- Your Outdoors Card is not transferable to another person – it provides privileges to you alone.
- It is an offence to provide false information on an Outdoors Card application, licence tag, game seal or validation tag or to accept a licence with no date or one dated before or after the date you applied for it.
- It is illegal for a hunter to hold more than one Outdoors Card or more than one licence tag to hunt deer, moose, elk or black bear. Multiple game seals are permitted where they are available.
- Licences cannot be exchanged as partial payment toward another type of licence.

**Do not laminate your licence. The heat from this process will cause it to become unreadable.**

## Outdoors Card and Hunting Licence Information for Non-Residents of Ontario

Any hunter who is not a resident of Ontario (see page 16) who wants to hunt in the province needs an Outdoors Card. The Non-Resident Outdoors Card is similar to the Outdoors Card Ontario residents have been using since 1993. It is required in order to purchase Ontario hunting and fishing licence tags. In addition to the following information specifically for non-residents, please review the section titled Outdoors Card Information for All Hunters.

### What is a Non-Resident Outdoors Card?

A Non-Resident Outdoors Card is a plastic, wallet-sized identification card issued by the Ministry of Natural Resources and Forestry to accompany your Ontario non-resident hunting licence tag(s). The hunting version Non-Resident Outdoors Card and the Non-Resident Temporary Hunting Outdoors Card prove your eligibility to purchase hunting licence tags. (They also provide fishing privileges, once a fishing licence tag is obtained.) Non-Residents of Ontario will only be issued an H1 version of the hunting Outdoors Card regardless of the type of firearm that will be used while hunting in Ontario. Non-Resident bow hunters require an H1 Outdoors Card in order to hunt in Ontario. You must carry your Non-Resident Outdoors Card or your Non-Resident Temporary Hunting Outdoors Card with you whenever you hunt or fish in Ontario.

### I live outside Ontario. How do I get a Non-Resident Outdoors Card to hunt in Ontario?

Non-residents of Ontario must present one of the following documents in order to obtain a Non-Resident Outdoors Card to hunt in Ontario:

- An Ontario non-resident's hunting licence issued to you after January 1, 1968, and before January 1, 2009
- A hunting licence issued to you by a competent authority in any jurisdiction as a resident of that jurisdiction after January 1, 1968, if that licence permits the use of a gun
- An Ontario Hunter Education Examination Certificate/Report issued to you after January 1, 1968
- An Ontario Hunting Licence Verification Certificate showing that you were issued an Ontario licence to hunt, or passed the Hunting Licence Examination
- A certificate, issued to you after January 1, 1968 by a competent authority in any jurisdiction, giving permission to purchase a hunting licence that permits the use of a gun in that jurisdiction.

Documents must be translated to English or French, if required, prior to your visit. Please contact the Outdoors Card Centre at 1-800-387-7011 for further details.

**NOTE: A non-resident who wishes to hunt in Ontario must be 16 years of age or older.**

### Where can I purchase a Non-Resident Outdoors Card and hunting licence tags?

Non-resident hunters may purchase a Non-Resident Temporary Hunting Outdoors Card and licence tag(s) from licence issuers throughout the province including participating ServiceOntario centres. Outdoors Cards can also be renewed

and licence tag(s) purchased using our online service at [ontario.ca/outdoorscard](http://ontario.ca/outdoorscard). A third party purchase is permitted in order to obtain your Outdoors Card and licence tag(s). For a list of participating ServiceOntario centres and licence issuers, please visit [ontario.ca/outdoorscard](http://ontario.ca/outdoorscard) or call 1-800-387-7011.

### What should I know about bringing my hunting rifle or shotgun into Canada?

Federal firearms regulations require that hunters who wish to bring non-restricted firearms into Canada declare their firearms at their point of entry. A fee is required to complete

this procedure; this confirmed declaration is valid for up to 60 days. Non-Resident Firearms Declaration Forms are available from Canada Border Services Agency offices, through the toll-free Canadian Firearms Program information line at **1-800-731-4000**, through the Canadian Firearms Program website at [www.rcmp-grc.gc.ca/cfp-pcaf](http://www.rcmp-grc.gc.ca/cfp-pcaf) (click on "Fact Sheets" and then "Firearm Users Visiting Canada"), and often through hunting outfitters.

**NOTE:** Non-residents may face special requirements around the import or purchase of ammunition. Consult with your outfitter or call the Canadian Firearms Program at **1-800-731-4000**.

## Common Hunting Licence Options for Non-Residents

Further hunting licence information available starting on page 14. The one-year licence fees stated in this summary are in effect until December 31, 2016, unless otherwise noted. For the location of the licence issuer nearest you, visit [ontario.ca/outdoorscard](http://ontario.ca/outdoorscard) or call 1-800-387-7011.

Products  Licences are carried as a separate document but must be accompanied by your Outdoors Card.	2016 Fees		Product Availability			
	Canadian and Non Residents (Includes HST)	Service Fee (Includes HST)	Internet	Automated Telephone Licensing Line 1-800-288-1155	Licence Issuer	Participating ServiceOntario Centres
Non-resident Hunting Outdoors Card - New	\$9.68	\$2.26			✓	✓
Non-resident Hunting Outdoors Card - Renewal	\$9.68	\$2.26	✓	Check <a href="http://ontario.ca/outdoorscard">ontario.ca/outdoorscard</a> for future availability	✓	✓
Non-resident one-year <b>small game</b> licence tag	\$120.93	\$2.26	✓		✓	✓
Non-resident three-year <b>small game</b> licence tag	\$362.80	\$2.26	✓		✓	✓
Non-resident <b>moose</b> licence tag	\$483.48	\$2.26	✓*		✓*	✓
Non-resident <b>deer</b> licence tag	\$241.61	\$2.26			✓	✓
Additional game seals for <b>deer</b> (available to non-residents in selected WMUs only).	\$241.61	\$2.26	✓			✓
Non-resident <b>black bear</b> licence tag	\$241.61	\$2.26			✓	✓
Game seals for <b>wolves/coyotes</b> (required in selected Wildlife Management Units only). Valid only with a small game licence.	\$272.41	\$2.26			✓	✓
Non-resident <b>spring</b> licence and game seal to hunt <b>wild turkey</b> . Valid only with a small game licence. Valid only during the spring open season.	\$29.19	\$2.26	✓		✓	✓
Non-resident <b>fall</b> licence and game seal to hunt <b>wild turkey</b> . Valid only with a small game licence. Valid only during the fall open season.	\$29.19	\$2.26			✓	✓
<b>Dog</b> Licence	\$13.51	\$2.26			✓	✓
<b>Export</b> Permit (moose, deer and black bear)	\$35.00	\$2.26			✓	✓
<b>Export</b> Permit for furbearing mammals or their pelts **	Applicable Royalty	\$2.26				

\* Only non-resident moose licence tag to hunt with an immediate relative or an outfitter (see information for non-residents wishing to hunt in the moose section).

\*\* Available at ministry offices, call for appointment.

## A Message from Ontario's Conservation Officers

**Any hunting injury caused by the discharge of a firearm which results in treatment by a physician must be reported to a conservation officer. You may also report by calling 1-877-847-7667.**

1-877-847-7667





# The Ontario Hunter Education Program

The Ontario Hunter Education Program is administered by the Ministry of Natural Resources and Forestry in partnership with the Ontario Federation of Anglers and Hunters (OFAH). The Ontario Hunter Education Course and exam are delivered by approximately 300 certified instructors across the province. To find a hunter education instructor in your area, please visit [www.ohep.net](http://www.ohep.net). Please contact an instructor in your community for information on course dates, times and fees. To purchase *Ontario's Hunter Education Manual*, contact an instructor or the OFAH.

## Plan Ahead

To ensure you receive the training and the appropriate accreditation required to hunt in Ontario and to avoid disappointment, please contact an instructor well in advance of the hunting season.

## Consent Required

Individuals under the age of 16 must file a consent signed by one parent or guardian **before** attending the Ontario Hunter Education Course or the Ontario Wild Turkey Hunter Education Course. Consent forms can be obtained by visiting [ontario.ca/hunting](http://ontario.ca/hunting) and selecting Hunter Education.

## Ontario Outdoors Cards

Two classes of Ontario Outdoors Cards and Hunter Apprenticeship Safety Cards are available to residents – one for gun hunters and one for non-gun hunters.

### Class H1 Outdoors Card – Residents

The H1 card permits the cardholder to hunt with all methods permitted under the *Fish and Wildlife Conservation Act, 1997*. Applicants for this version of the Outdoors Card will have to provide documentation that they have passed both the Ontario Hunter Education Course exam and the Canadian Firearms Safety Course exam. These courses are normally delivered in a “One-Stop” combined course; however, both courses are available independently if desired. “One-Stop” graduates will meet provincial training requirements to hunt with a gun or bow hunting equipment and the federal training requirements for firearm possession, acquisition and ownership.

Any person with a hunting version of an Ontario Outdoors Card, Ontario Hunting Licence or Hunter Education Exam Report indicating a pass issued after January 1, 1968, and before January 1, 2006, will be eligible for the H1 Outdoors Card.

### Class H2 Outdoors Card – Residents Only

The H2 card permits the cardholder to hunt with all methods permitted under the Act except guns. Applicants for this version of the Outdoors Card will have to provide documentation that they have passed the Ontario Hunter Education Course exam.

## Contacts

For information on the Ontario Hunter Education Program, contact the OFAH at (705) 748-5785 or [www.ohep.net](http://www.ohep.net).

For information on the federal *Firearms Act*, contact the Canadian Firearms Program at 1-800-731-4000 or [www.rcmp-grc.gc.ca/cfp-pcaf](http://www.rcmp-grc.gc.ca/cfp-pcaf).

## Hunter Apprenticeship Safety Program – Residents Only

Ontario's Hunter Apprenticeship Safety Program allows individuals to safely develop their hunting skills while under the **direct and immediate supervision** of a qualified mentor. The program provides practical training for future hunters. Two classes of Ontario Hunter Apprenticeship Safety Cards are available: one for gun hunters and one for non-gun hunters.

### Class A1 Hunter Apprenticeship Safety Card

The A1 Hunter Apprenticeship Safety Card permits the cardholder to hunt with all methods permitted under the Act and regulations. Applicants for this version of the Hunter Apprenticeship Safety Card must be 12 years of age or older and will have to provide documentation that they have passed both the Ontario Hunter Education Course exam and the Canadian Firearms Safety Course exam. These courses are available in a “One-Stop” combined course; however, both courses are available independently if desired. “One-Stop” graduates will meet provincial training requirements to hunt with a gun or bow hunting equipment and the federal training requirements for firearms possession, acquisition and ownership. (**NOTE:** To own or acquire a gun, you must be 18 years of age or older.)

### Class A2 Hunter Apprenticeship Safety Card

The A2 Hunter Apprenticeship Safety Card permits the cardholder to hunt with all methods permitted under the Act and regulations except guns. Applicants for this version of the Hunter Apprenticeship Safety Card must be 12 years of age or older and provide documentation that they have passed the Ontario Hunter Education Course exam.

## Other Hunter Apprenticeship Safety Program Requirements:

Written parental consent is required before a hunting Outdoors or Apprentice Safety Card can be issued if the applicant is less than 16 years of age. Consent is required from both parents if the applicant resides with both parents or from one parent or guardian if not living with both parents.

- The applicant must be a resident of Ontario.
- The apprentice, while hunting, must be under the **direct and immediate supervision** of a mentor who is 18 years of age or older, and who holds a valid Outdoors Card of the equivalent class and a valid hunting licence for the game species being hunted.
- The apprentice must share a **single firearm** with the mentor.
- An apprentice must possess a federal Migratory Game Bird Hunting Permit to hunt migratory game birds.
- With the exception of migratory game birds, game wildlife taken by the apprentice must be added to the daily bag limit of the mentor.
- If wild turkey is being hunted, the apprentice must take the Ontario Wild Turkey Hunter Education Course and pass the exam.
- A Hunter Apprenticeship Safety Card is valid for three years.
- Apprentices must carry the Hunter Apprenticeship Safety Card with them while hunting.

## General Regulations

### Firearms

Firearms include rifles, shotguns, muzzle-loading guns, air or pellet guns, bows and crossbows. You may use semi-automatic or repeating firearms for hunting in Ontario, but not handguns that are restricted or prohibited firearms or fully automatic firearms. Air and pellet pistols with a muzzle velocity less than 152 metres (500 feet) per second may be used for hunting in Ontario (see restrictions on page 24).

**Remember: Hunting carelessly is an offence.** Hunters who handle or discharge firearms without due care and attention or consideration for persons and property are liable to a fine of up to \$25,000 or imprisonment for up to two years - or both. Depending on the circumstances, a person may also be subject to charges under the *Criminal Code*.

**ANY injury caused by the discharge of a firearm while the firearm is possessed for the purpose of hunting or trapping and which results in treatment by a physician MUST BE reported to a conservation officer.**

**Before hunting, check local sunrise-sunset times. You may only hunt from half an hour before sunrise to half an hour after sunset (exceptions: night raccoon, spring wild turkey, and, in some WMUs, pheasant). If you are in an area usually inhabited by wildlife, during the period from half an hour after sunset to half an hour before sunrise you must unload and encase any firearms (including air guns, pellet guns, bows or crossbows) in your possession.**

**To be considered encased, firearms must be enclosed on all six sides.**

A firearm is considered to be loaded if it has a cartridge in the chamber or in a magazine that is attached to the firearm.

A **muzzle-loading gun** is a gun that is loaded through the muzzle. A percussion muzzle-loading gun is considered to be loaded if there is a charge of powder and a projectile in the barrel and a percussion cap on the nipple. A flint-lock muzzle-loading gun is considered to be loaded if there is a charge of powder and a projectile in the barrel and the vent is unplugged. An electronic muzzle-loading gun is considered to be loaded if there is a projectile in the barrel. Under federal regulations pertaining to storage and transport of firearms, a muzzle-loading gun is not unloaded unless any propellant, projectile or cartridge has been removed from the breech or firing chamber. There is an exemption on transport restrictions when traveling between hunting sites.

A **crossbow** is considered to be loaded if the bow is cocked and there is a bolt in the crossbow. A bow other than a crossbow is considered to be loaded if the bow is strung and an arrow is nocked.

The draw length of a **bow** (compound, recurve, long) is the measured distance from the outer edge of the main riser (handle), following the line of an arrow to the string at the anchor point.

The draw length of a **crossbow** is measured along the bolt ramp (where the bolt rests) from the outer edge of the main limb, to the anchor point (release latch mechanism) at full draw.

### Roads – Possession and Discharge of Firearms

Restriction	Geographic Areas
No <b>possession</b> of a loaded firearm within eight metres of the travelled portion of a road (or roadside fenceline where one exists) at any time AND no <b>discharge</b> of a firearm from or across a right of way for public vehicular traffic at any time.	Brant, Bruce, Chatham-Kent, Dufferin, Durham, Elgin, Essex (except the single-tier municipality of Pelee), Frontenac (except the lower-tier municipalities of Central and North Frontenac), Grey, Haldimand, Halton, Hamilton, Hastings (except the lower-tier municipalities of Bancroft, Carlow/ Mayo, Deseronto, Faraday, Hastings Highlands, Limerick, Madoc, Marmora and Lake, Tudor and Cashel and Wollaston), Huron, Kawartha Lakes, Lambton, Lanark, Leeds and Grenville, Lennox and Addington (except the lower-tier municipality of Addington Highlands), Middlesex, Niagara, Norfolk, Northumberland, Ottawa, Oxford, Peel, Perth, Peterborough (except the lower-tier municipalities of Galway-Cavendish-Harvey and North Kawartha), Prescott and Russell, Prince Edward, Simcoe, Stormont, Dundas and Glengarry, Toronto, Waterloo, Wellington, York.
No <b>possession</b> of a loaded firearm within eight metres of the travelled portion of a road (or roadside fenceline where one exists) during an open gun season for deer or elk AND no <b>discharge</b> of a firearm from or across a right of way for public vehicular traffic at any time.	Lower-tier municipalities of Central and North Frontenac in the geographic area of Frontenac, Haliburton, Hastings (except the single-tier municipalities of Belleville and Quinte West; and the lower-tier municipalities of Centre Hastings, Stirling-Rawdon, Tweed and Tyendinaga), the lower-tier municipality of Addington Highlands in the geographic area of Lennox and Addington, Muskoka, the lower-tier municipalities of Galway-Cavendish-Harvey and North Kawartha in the geographic municipality of Peterborough, Renfrew, the single-tier municipalities of Alberton, Chapple, Dawson, Emo, Fort Frances, La Vallee, Morley, Rainy River and the geographic townships of Morson, McCrosson, Tovell, Dance (excluding Lyons Bay Road and Lost Creek Road), Kingsford (excluding Fleming Road), Miscampbell (excluding Boffin Road), Pratt, Nelles, Spohn and Sutherland all within the Territorial District of Rainy River, and the single-tier municipality of Kenora, geographic townships of Boys, Ewart, Forgie, Gidley, Glass, Gundy, Kirkup, Pellatt and the unorganized area south and east of the geographic township of Boys township, south of the geographic township of Pellatt and west of the single-tier municipality of Kenora to the shore of Lake of the Woods all within the Territorial District of Kenora.
No <b>discharge</b> of firearms from or across the travelled portion of a right of way.	Any part of the province not listed above.

**NOTE:** The restrictions above do not apply to unmaintained roads.



## Summary of Firearms Restrictions for Hunting in Ontario

Game Species & Season	Rifles		Shotgun	Muzzle-loader	Bows See page 23 for measurement instructions.	
	Centre-Fire	Rim-Fire			Bow (compound, recurve, long)	Crossbow
Moose – Rifles, Shotguns, Bows and Muzzle-loaders	Yes	No	Yes, but no person shall use a shotgun smaller than 20 gauge when loaded with shot or any shotgun loaded with shot smaller than SG (No. 1 buck) to hunt moose.	Yes	Bows must have a draw weight of at least 22 kilograms (48.5 lb.) at draw length of 700 mm (27.6 in.) or less. Arrows must be at least 600 mm (23.6 in.) long and have at a minimum a 22 mm (0.87 in.) wide head with at least two sharp cutting edges.	Crossbows must have a draw length of at least 300 mm (11.8 in.) and a draw weight of at least 54 kilograms (119 lb.). At a minimum bolts must have a 22 mm (0.87 in.) wide head with at least two sharp cutting edges.
Moose – Bows and Muzzle-loaders Only	No	No	No	Yes		
Moose – Bows-Only	No	No	No	No		
Elk - Rifles, Shotguns, Bows and Muzzle-loaders	Yes	No	Yes, but no person shall use a shotgun smaller than 20 gauge when loaded with shot or any shotgun loaded with shot smaller than SG (No. 1 buck) to hunt elk or black bear.	Yes		
Black Bear	Yes	No				
Deer – Rifles, Shotguns, Bows and Muzzle-loaders	Yes	No	Yes, but no person shall use a shotgun smaller than 20 gauge when loaded with shot or any shotgun loaded with shot smaller than SG (No. 1 buck) to hunt deer.	Yes	Bows must have a draw weight of at least 18 kilograms (39.7 lb.) at a draw length of 700 mm (27.6 in.) or less. Arrows must be at least 600 mm (23.6 in.) long and have at a minimum a 22 mm (0.87 in.) wide head with at least two sharp cutting edges.	Crossbows must have a draw length of at least 300 mm (11.8 in.) and a draw weight of at least 45 kilograms (99.2 lb.). At a minimum bolts must have a 22 mm (0.87 in.) wide head with at least two sharp cutting edges.
Deer – Shotguns, Bows and Muzzle-loaders Only	No	No				
Deer – Bows and Muzzle-loaders Only	No	No	No	Yes		
Deer – Bows-Only	No	No	No	No		
Wild Turkey	No	No	Not larger than 10 gauge or smaller than 20 gauge. Shot size must be 4, 5 or 6.	Muzzle-loading shotgun not larger than 10 gauge or smaller than 20 gauge. Shot size must be 4, 5 or 6.		
Deer – Rifles, Shotguns, and Muzzle-loaders Only	Yes	No	Yes, but no person shall use a shotgun smaller than 20 gauge when loaded with shot or any shotgun loaded with shot smaller than SG (No. 1 buck) to hunt deer.	Yes	No	No
Deer – Shotguns and Muzzle-loaders Only	No	No		Yes	No	No
Deer – Muzzle-loaders Only	No	No	No	Yes	No	No

**NOTE:** See appropriate sections for complete details. If you are hunting small game in an area where there is an open season for deer, moose, elk or black bear, you may not possess or use a rifle of greater muzzle energy than 400 ft-lbs or shells loaded with ball or with

shot larger than No. 2 shot, unless you possess a valid licence to hunt deer, moose, elk or black bear as the case may be. When hunting deer, elk or moose, you may only use or carry the type of firearms allowed.

**NOTE:** A broadhead used for hunting big game or wild turkey must be at least 22 mm wide and have at least two sharp cutting edges.

Arrows must be at least 60 cm in length. The length of an arrow is measured from the base of the arrowhead to the bottom of the nock slot.

You must plug a semi-automatic or repeating shotgun so that it will not hold more than a total of three shells in the chamber and magazine combined.

On the Aulneau Peninsula (WMU 7A), from August 15 to December 15, you may not use a rifle of greater muzzle energy than 400 ft-lbs or a shotgun loaded with ball or with shot larger than number 2 lead shot, triple BBB steel shot or double BB bismuth shot.

Under the *Criminal Code* of Canada you cannot possess any clip/magazine that holds more than five shots for a semi-automatic centrefire non-restricted firearm unless that clip/magazine has been specifically exempted, pursuant to the federal regulations.

Contact the Canadian Firearms Program at 1-800-731-4000 (or [www.rcmp-grc.gc.ca/cfp-pcaf](http://www.rcmp-grc.gc.ca/cfp-pcaf)) for information about the requirements for firearm ownership, licensing, storage and transportation.

## Municipal By-laws

Some municipalities have by-laws restricting the discharge of firearms. In addition, many municipalities have by-laws regarding dogs, including by-laws that may affect the use of dogs while hunting. Check with the local municipal office for details.

## Hunter Orange

The objective of the hunter orange regulation is to maximize hunter safety without negatively impacting hunting success. Under this regulation, all licensed hunters, including bow hunters, falconers and black bear hunters, hunting during a gun season for deer, elk or moose, are required to wear hunter orange. This requirement does not apply to persons who are hunting migratory game birds, except woodcock.

In addition, all licensed black bear hunters hunting during the open season for black bear that is not a gun season for deer, elk or moose, are required to wear hunter orange except when in a tree stand.

A hunter orange garment and head cover must be worn. The hunter orange garment must cover a minimum of 400 square inches (2,580 square centimetres) above the waist and be visible from all sides. Open mesh or camouflage hunter orange must not be part of the 400 square inches. A hunting coat or vest generally meets this requirement. The hunter orange head cover may have: open mesh; a peak or brim colour other than hunter orange, and a crest or logo which does not completely cover the hunter orange on the side where it is affixed. The head cover must not contain camouflage material.

Hunter orange colour standards are generally consistent across North America. Manufacturers can provide information regarding clothing compliance with this standard.

As a best practice to protect hunter safety, hunters using ground blinds should take steps to make their blind clearly visible to other hunters who may be in the area. Use of hunter orange material on the outside of the blind is an appropriate method to mark a ground blind.

## Party Hunting

A person may hunt moose, deer or black bear in a party even if the person has previously attached his or her game seal to a moose, deer or black bear. A person may also hunt elk in a party with some restrictions in addition to the conditions listed below - see page 53 for more information on Modified Party Hunting for Elk. The term "Party Hunting" means two or more persons hunting during an open season for moose, elk, deer or black bear under all of the following conditions:

- Each person has a valid licence to hunt the big game species being hunted.
- The total number of moose, elk, deer or black bear killed by the party does not exceed the total number of game seals held by the members of the party licensed to hunt that species.
- The total number of moose, elk, deer or black bear of a specified sex, age or type killed by the party does not exceed the total number of game seals validated for that sex, age, or type that are held by members of the party.
- All members of the party hunt together in the same Wildlife Management Unit or portion thereof for which the game seal is valid.
- Each member of the party hunts within five kilometres of the person who holds the game seal that is valid for the wildlife being hunted.
- Each member of the party must be able to reliably and immediately communicate with other members of the party.
- All members of the party, including the person who holds the seal that is valid for the wildlife that the party is hunting, actively participate in the hunt and hunt co-operatively.

The person who kills the wildlife while hunting in a party shall immediately notify all other members of the party that the wildlife has been killed and the game seal holder shall immediately affix the game seal to the wildlife in the manner indicated in the instructions accompanying the game seal.

At this point, you and your party members at the kill site must determine the category of animals that may still be hunted. You must then make sure your other party members, who did not come to the kill site, are informed. The hunter in your party who killed the animal and the hunter who attached the game seal may continue hunting provided other members of your party possess valid, unused game seals for the wildlife being hunted.

If you have questions about party hunting, the best time to get answers is before the hunt begins. Contact a conservation officer at the ministry office in the district in which you will be hunting. A list of ministry offices and phone numbers is found on page 88.

## Use of Vehicles, Boats, Drones or Aircraft

(see Definitions, page 86)

Aircraft, including drones and balloons, may not be used while hunting. Snowmobiles, vehicles or boats may not be used for chasing, pursuing, harassing, capturing, injuring or killing any wildlife.

**It is illegal to have a loaded firearm in or on, or discharge a firearm from, an aircraft, vehicle (including snowmobile and all-terrain vehicle) or motorboat** or anything towed by the boat. An exception to this rule is that a person may obtain an authorization through the local ministry office if the person's mobility is impaired and the person meets one of the following criteria:

1. A paraplegic or hemiplegic.
2. A single (above the knee) lower limb amputation or a double (below the waist) amputation.
3. Suffers severe disability and cannot hunt without the use of a wheelchair or similar means of locomotion. In this case, the hunter must provide a medical certificate stating disability.

The authorization is valid for a period of up to five years for a person with a permanent disability.

A loaded firearm may be carried in, and discharged from, a canoe or boat that is being paddled, with no motor attached.

**MOTORBOATS:** Under the *Fish and Wildlife Conservation Act, 1997*, a motorboat means a boat with a motor that is attached to the boat (see Definitions on page 86). There is an exception to the prohibition on loaded firearms in a motorboat if you are hunting waterfowl in accordance with the *Migratory Birds Convention Act, 1994*.

## Sunday Gun Hunting

Sunday gun hunting is permitted in areas north of the French and Mattawa rivers. In areas south of the French and Mattawa, Sunday gun hunting is regulated on a municipality basis.

Changes will periodically occur to the areas where gun hunting on Sundays is allowed south of the French and Mattawa rivers.

To hunt with a gun on Sunday, you must ensure:

- the season is open for the species and type of gun you want to use
- gun hunting is allowed on Sundays in the municipality where you wish to hunt
- the use of a gun is in accordance with any applicable municipal by-law.

To confirm the status of the municipality in which you want to hunt, please check the Sunday gun hunting information available at [ontario.ca/hunting](http://ontario.ca/hunting).

## Dogs

All dogs used to hunt deer, moose or black bear must be licensed. There is no limit on the number of dogs that may be licensed and used. Dogs may not run at large in an area inhabited by deer, moose, elk, caribou or black bear during the closed season. Dogs may not be used to hunt elk.

The use of leashed dogs to track and retrieve wounded big game is now permitted during all big game seasons. For more information, please call 1-800-667-1940.

You must have an authorization or licence issued from MNRF to conduct dog training and field trials on game mammals and game birds during the closed season, or an appropriate hunting licence during the open season.

**NOTE:** There is no authorization or licence that allows the chasing of wolf or coyote in the townships around Algonquin Park where there is a year-round closed season for those species.

To hunt raccoon at night, you must be accompanied by a dog licensed for raccoon hunting and you must have a resident small game licence. Only one dog licence is required while hunting raccoon at night regardless of the number of dogs used.

Many municipalities have by-laws regarding dogs, including by-laws that may affect the use of dogs while hunting. Check with the local municipal office for details.

For a dog coming into Canada from the United States, you must have a certificate, signed by a veterinarian licensed in Canada or in the United States, stating that the dog has been vaccinated against rabies during the preceding 36 months. The certificate must have a reasonably complete and legible description of the dog and the date of the vaccination. For more information, check with Canada Border Services Agency.

## Snares

Snares cannot be used for hunting, except by the holder of a resident small game licence taking varying hares north of the French and Mattawa rivers with a snare constructed of copper or brass wire between 22 and 24 gauge. The opening of the snare wire loop must be 10 cm (4 in.) or less in diameter.

Licensed trappers may use snares under conditions specified in the trapping regulations.

## Poison and Adhesives

It is illegal to use poison and adhesives to kill, injure or capture wildlife.

## Big Game – Swimming

You may not hunt moose, elk, deer or black bear while they are swimming.

## Trespassing

A person is trespassing if the person, without appropriate permission, enters onto property or engages in an activity on property where notice has been given that entry or the activity is not allowed. Notice may be given in a variety of ways; some of the common ones are verbally, signs, symbols or fences. Lands under cultivation are also considered to be notice against entry. A hunting licence does not give a hunter the right to enter private property.

ALWAYS ask for permission and obey signs. Signs may be in three formats:

- Red or yellow markings of such a size that a circle of 10 cm (4 inches) can be contained wholly within them. Red



means no entry is permitted. Yellow markings mean no entry is permitted except for activities that may be allowed.

- Graphic representation of a permitted or prohibited activity.
- A written sign.

If it is not evident what activities are allowed, ask for permission from the landowner or occupier. Not all land is signed. Unsigned lands may be private land as well. (For example if the property is fenced, no access is permitted without permission of the occupier.) It is your responsibility to find out who owns the land you wish to hunt on and obtain permission. If unsure, stay out. If a wounded animal runs onto private property where you do not have permission to enter, you must seek the landowner's or occupier's permission to retrieve the animal. **Positive landowner or occupier/hunter relationships are important to the future of hunting in Ontario.**

Be sure you are familiar with the *Occupiers' Liability Act* and the *Trespass to Property Act* before entering private land. (You may obtain these two acts from Publications Ontario or online at [ontario.ca/e-laws](http://ontario.ca/e-laws).) If you are on private property for the purpose of hunting or fishing and the occupier asks you to leave, if you do not do so immediately, or if you do not obey signs prohibiting trespassing, then you will also be violating the *Fish and Wildlife Conservation Act, 1997*.

You may not enter private land in a party of more than 12 persons without the express permission of the occupier if any member of the party possesses a firearm or other hunting device.

Before hunting on Indian Reserves, ask the permission of the Band Council.

If you wish to hunt elk on private land you must have with you a valid elk licence and the written consent of the landowner on the form provided by the ministry. If you wish to hunt deer on Barrie Island, Cockburn Island or Manitoulin Island, you must have with you a valid deer licence and the written consent of the landowner on the form provided by the ministry. If you wish to hunt moose in WMU 65, you must have a moose licence, the appropriate validation tag and, if hunting on private land, written consent of the landowner on the form provided by the ministry.

## Camping on Crown Land and in Conservation Reserves

Most Crown land and conservation reserves are available year-round for personal, temporary use, at no cost.

Please note, however, that restrictions may apply in some areas as indicated by the posting of signs, or provided for in land use planning or management direction found at [ontario.ca/page/crown-land-use-policy-atlas](http://ontario.ca/page/crown-land-use-policy-atlas) and [ontario.ca/page/provincial-parks-and-conservation-reserves-planning](http://ontario.ca/page/provincial-parks-and-conservation-reserves-planning). In addition, some areas may have restricted-travel zones for forest fire prevention, officially closed forest-access roads or specific areas posted with signs to prohibit all or certain kinds of uses or travel.

## Canadian Residents

Canadian residents can camp on Crown land and conservation reserves for free up to 21 days on any one site in a calendar year. For the purposes of camping on Crown land and in a conservation reserve, a resident of Canada includes both Canadian citizens as defined in the *Citizenship Act* (Canada), as well as individuals who have resided in Canada for at least 7 consecutive months during the preceding 12 month period. You do not have to meet both requirements.

## Non-Residents of Canada

(see definition of resident of Canada above)

Non-residents of Canada 18 years of age or older, require a permit to camp on Crown land in northern Ontario (north of the French and Mattawa rivers) or in a conservation reserve anywhere in Ontario. Non-resident Crown land camping permits are \$9.35 + tax per person per day and can be purchased online at [Ontario.ca](http://Ontario.ca). **Non-residents who own property in Ontario are exempt from the need to obtain Crown land camping permits.**

In addition to any local access restrictions, non-residents are also prohibited from camping in designated green zones in northern Ontario at any time of year. These areas are generally well signed; however, non-residents are advised to check with the local ministry office for complete information on areas where non-resident camping is prohibited or they can visit [ontario.ca/page/camping-crown-land](http://ontario.ca/page/camping-crown-land) to find a map of green zones. In some cases, non-residents do not need a permit, for example, if renting a camping unit (e.g., tent, trailer, etc.) from a person who conducts business in Ontario. There are additional situations that do not require a permit also listed on this website.

## Camping in Provincial Parks

For information on camping at a provincial park, visit the Ontario Parks website at [OntarioParks.com](http://OntarioParks.com). Camping fees may apply.

## Wildlife Management Areas – Wildlife Extension Landowner Agreement Area/ Provincial Wildlife Area

There are 32 Provincial Wildlife and Wildlife Extension Landowner Agreement Areas in Ontario which provide hunting opportunities. Some areas have daily or seasonal licence fees, while others may be used free of charge. See pages 9, 11 and 13 for listings. Some areas are only open on certain days of the week, for specific hours or for designated species only. Detailed information on each area can be obtained from local ministry offices.

## Crown Game Preserves

Except where stated in the regulations, you may not hunt or trap, or use or possess firearms, in Crown Game Preserves. You may possess firearms if you live on private land within a Crown Game Preserve, but you may not hunt or trap. There are Crown Game Preserves other than those shown on the maps. Contact a ministry office for more details.

## Provincial Parks

You may not hunt (or take) any mammals, birds, amphibians or reptiles in provincial parks, or have a firearm with you, unless otherwise provided in the regulations. See below for more details on hunting in Ontario provincial parks. Generally, **hunting of wolves is prohibited in provincial parks.**

Check with Algonquin Provincial Park for more details and for special permit requirements for hunting in Clyde and Bruton townships (WMU 54).

## Conservation Officers

A conservation officer is appointed under the *Fish and Wildlife Conservation Act, 1997*. The term “conservation officer” also includes a member of the Royal Canadian Mounted Police, a police officer or First Nations constable appointed under the *Police Services Act*, a game officer designated under the *Migratory Birds Convention Act, 1994*, a park warden designated under the *Canada National Parks Act*, and a person whose primary employment responsibility is enforcement of fish and wildlife laws in a border jurisdiction if he or she is acting under the direction of a conservation officer. Conservation officers have powers of inspection, arrest, search and seizure under the various statutes they enforce, including the *Fish and Wildlife Conservation Act, 1997*, the *Migratory Birds Convention*

*Act, 1994*, and the *Fisheries Act*. Conservation officers also have authority to enforce the *Off-Road Vehicles Act*, *Motorized Snow Vehicles Act*, *Liquor Licence Act*, and *Small Vessel Regulations*. When carrying out his or her duties, or investigating an offence under these statutes or the corresponding regulations, a conservation officer may have the power to:

- Stop and/or inspect a vehicle, boat or aircraft
- Inspect firearms, ammunition, wildlife or fish
- Ask questions relevant to the inspection
- Inspect buildings or other places
- Search with a warrant
- Search without a warrant in circumstances requiring immediate action
- Seize items related to the offence
- Arrest anyone the conservation officer believes has committed, is committing or is about to commit an offence.

Conservation officers operate “game check stations” throughout the year. At these stations, conservation officers collect information on game taken by hunters and make sure the regulations are being followed in order to better manage our wildlife resources.

## Hunting in Ontario Provincial Parks

Hunting is permitted in the following provincial parks. **Hunters should ALWAYS check with the appropriate park office regarding areas open to hunting, species that can be hunted, seasons, and other restrictions that apply in each park.** Call 1-800-667-1940 for assistance.

Abitibi-De-Troyes	Esmer Lakes	Mashkinonje	Rondeau
Albany River	Fawn River	Matinenda	Ruby Lake
Alexander Lake Forest	French River	Mattawa River	Rushbrook
Algoma Headwaters	Fushimi Lake	McRae Point	Sandbar Lake
Algonquin Park	Goulais River	Missinaibi	Sandpoint Island
(Clyde, Bruton and Eyre Twps.)	Grant's Creek	Mississagi	Severn River
Amable du Fond River	Greenwater	Mississagi River	Silent Lake
Aubinadong-Nushatogaini Rivers	Groundhog River Waterway	Nagagamis	Silver Falls
Aubinadong River	Grundy Lake	Nakina Moraine	Solace
Aubrey Falls	Gull River	Nimoosh	South Bay
Barron River	Halfway Lake	Noganosh Lake	Spanish River
Batchawana River	Ivanhoe	North Channel Inshore	St. Raphael
Big East River	Jocko Rivers	Obabika River	Steel River
Biscotasi Lake	Kap-Kig-Iwan	Obatanga	Sturgeon River
Bissett Creek	Kashabowie	Obonga-Ottertooth	Temagami River
Black Creek	Kawartha Highlands Signature Site	Ogoki River	The Massasauga
Black Sturgeon River	Killarney	Opeongo River	The Shoals
Blind River	Killarney Lakelands and Headwaters	Otoskwin-Attawapiskat River	Turtle River-White Otter Lake
Blue Lake	Kopka River	Ottawa River	Upper Madawaska River
Bon Echo	La Cloche	Oxtongue River-Ragged Falls	W.J.B. Greenwood
Bonnechere River	Lake of the Woods	Pancake Bay	Wabakimi
Brightsand River	Lake St. Peter	Pigeon River	Wanapitei
Chapleau-Nemegosenda River	Lake Superior	Pipestone River	Wenebagon River
Charleston Lake	LaMotte Lake	Point Farms	Westmeath
(Blue Mountain area only)	Larder River Waterway	Polar Bear	West English River
Chiniguchi Waterway	LaVerendrye	Presqu'île	West Montreal River
Dana-Jowsey Lakes	Little Abitibi	Pretty River Valley	White Lake
Darlington	Little Current River	Pukaskwa River	Whitesand
Eagle Dogtooth	Little White River	Puzzle Lake	Widdifield Forest
East English River	Long Point	Queen Elizabeth II Wildlands	Winisk River
Egan Chutes	Lower Madawaska River	Restoule	Woman River Forest
Englehart River Fine Sand Plain and Waterway	Magnetawan River	River aux Sables	Woodland Caribou
	Makobe-Grays River	Rock Point	

### **Fish and Wildlife Conservation Act, 1997**

The *Fish and Wildlife Conservation Act, 1997*, is the main provincial law regulating hunting and trapping. The *Fish and Wildlife Conservation Act, 1997*, is enforced by conservation officers and deputy conservation officers.

The penalties for offences under the *Fish and Wildlife Conservation Act, 1997*, can include:

General offences: ..... \$25,000,  
1 year imprisonment, or both.

Commercialization related offences: ..... \$100,000,  
2 years imprisonment, or both.

The *Fish and Wildlife Conservation Act, 1997*, and regulations are available at [ontario.ca/e-laws](http://ontario.ca/e-laws).

### **Reporting a Violation**

If you see or suspect abuse of a natural resource, please call **1-877-847-7667 toll-free any time to report a violation or call Crime Stoppers anonymously at 1-800-222-8477**.

Be sure to include information on the exact location of the violation, date and time of the violation, and a description of the individuals and vehicles involved. Timely and accurate information will assist conservation officers in apprehending violators and **protect your natural resources**.

### **Specially Protected Wildlife**

In Ontario, it is illegal to hunt or trap specially protected wildlife (see Definitions, page 87, for a list of these species). The ministry is interested in receiving information about any illegal acts involving specially protected wildlife. Please call 1-877-847-7667.

### **Protection of Property**

If you have reasonable grounds to believe that wildlife is damaging or is about to damage your property, you may harass, capture or kill wildlife on your own land to stop that wildlife from damaging your property. This does not apply to moose, caribou or other species listed as extirpated, endangered or threatened on the Species at Risk in Ontario List. White-tailed deer or American elk may only be killed, captured or harassed, and black bear may only be trapped, with an authorization from the ministry. You may also use an agent if the agent is authorized by the ministry or belongs to a class of agents prescribed by the regulations. There are exceptions to this. Contact a ministry office for further information.

A person may not use a body-gripping trap or be in possession of a body-gripping trap unless lawfully entitled to use the trap. A person who kills a black bear anywhere in the province, or a wolf or coyote in WMUs 1-10, 11A, 11B, 12-42, 46-50 or 53-58, in protection of property, must immediately report having done so to a ministry office whether or not the carcass is kept. A person who kills a specially protected raptor or furbearing mammal, other than a wolf or coyote, in protection of property, and is planning to keep the carcass, must report the acquisition by submitting a Notice of Possession available at [ontario.ca](http://ontario.ca) or by calling 1-855-613-4256.

### **Caribou**

There is no open season for caribou in Ontario.

### **Game Wildlife and Parts**

With the exception of furbearing mammals, you may not let the flesh of any harvested game wildlife (see Definitions, page 86), that is suitable for food, become spoiled or abandoned. This includes black bear. A hunter who kills a furbearing mammal shall not abandon the pelt or permit the pelt to be spoiled or destroyed.

In general, it is illegal to buy, sell or barter any game wildlife or specially protected wildlife or their parts (including taxidermy mounts). There are some exemptions – please contact your nearest ministry office to find out what these may be.

You may purchase the meat of a furbearing mammal from a licensed trapper or farmer for consumption by your immediate family. A person selling a carcass of a furbearing mammal for consumption must advise the buyer in writing that the meat has not been inspected under the *Food Safety and Quality Act, 2001*.

A person may buy a hide or cast antlers for their own use without a licence from MNRF. A person may sell a single hide of a black bear (with head and claws attached), or a single hide of a moose or deer (without the head attached) and a single set of cast antlers of woodland caribou, white-tailed deer, American elk or moose per year if they were lawfully acquired.

A hunter or trapper may sell the hides of any black bear, deer, or moose that they have lawfully harvested, or cast antlers.

A person who wishes to buy or sell more than a single hide or single set of **cast antlers** may do so provided they follow rules set out in regulation under the *Fish and Wildlife Conservation Act, 1997*. For more information, please check [ontario.ca](http://ontario.ca) or call 1-800-667-1940.

## **A Message from Ontario's Conservation Officers**

**It is an offence under the *Fish and Wildlife Conservation Act, 1997* for anyone to trespass for the purpose of hunting or fishing.**

1-877-847-7667





The above regulations apply not only to meat and parts of Ontario wildlife, but also to meat and parts imported into Ontario from outside the province.

A person may serve wild game if the wild game was lawfully obtained and is being served for a charitable purpose, with all profits being used for the charitable purpose. The person hosting the event must notify the local medical officer of health, in writing, of the date and location of the event. For more information, please check [ontario.ca](http://ontario.ca) or call 1-800-667-1940.

**BLACK BEAR GALLBLADDERS: It is illegal to possess a gallbladder that has been removed from a black bear.**

### Possession of Accidentally Killed Animals

If you wish to keep the animals referenced below that have been killed by natural or accidental causes including roadkills, you must promptly report the acquisition by submitting a Notice of Possession. You can complete a Notice of Possession at [ontario.ca](http://ontario.ca) or by calling 1-855-613-4256. **For migratory birds, contact the Canadian Wildlife Service, Burlington, at (905) 336-6410.**

For information on keeping the carcass of a big game animal, a specially protected raptor or a furbearing mammal killed in protection of property, see Protection of Property, page 29.

There may be additional requirements regarding the possession of carcasses of species at risk. For more information, please visit [ontario.ca/speciesatrisk](http://ontario.ca/speciesatrisk).

### Shipping

Unless accompanied by the hunter or trapper who lawfully harvested the animal, receptacles containing game wildlife or specially protected wildlife that are being shipped or transported to points inside or outside Ontario must have the names and addresses of the sender and receiver, and a list of the contents, written on the outside.

### Import

It is an offence to possess wildlife that was killed, captured, taken, possessed, transported, bought, sold or removed from another jurisdiction contrary to the laws of that jurisdiction.

It is an offence to sell wildlife from another jurisdiction if the sale is not permitted in the jurisdiction from which it was originally exported.

To prevent the introduction of Chronic Wasting Disease, Ontario restricts the possession of high-risk carcass parts from all members of the deer family (including white-tailed deer, American elk, moose and caribou) harvested in other jurisdictions. See [ontario.ca/cwd](http://ontario.ca/cwd) for more information.

### Export

#### Ontario Export Permits

Non-residents must have an Ontario export permit to export moose, deer, elk or black bear that were killed in Ontario, or their parts. An export permit is \$35.00. Export permits have sub-permits attached to them for exporting a part or parts of the animal for which an export permit has been issued. You may obtain an export permit from participating ServiceOntario centres as well

as from licence issuers. You should obtain the necessary export permit before reaching a border point to avoid delays.

Residents and non-residents must have an Ontario export licence for furbearing mammals and their pelts to export any furbearing mammal (including a wolf or coyote), as well as its pelt, from Ontario whether it originated from Ontario or not, and including pelts from farmed animals, carcasses and live furbearing mammals. Royalties are payable on all Ontario furbearing mammals prior to their export from Ontario. The cost of the export permit is based on the royalty fee for the species being exported. You may obtain an export permit from a ministry office. Please call to make an appointment to acquire the permit to avoid delays.

Export permits are not required for taxidermy mounts or tanned hides of a black bear, white-tailed deer, moose or elk. Export licences are also not required for pelts or other parts of furbearing mammals that have been treated by a taxidermist or that have been lawfully bought or sold and are tanned, plucked or treated, or manufactured into commercial products. Artwork or jewellery made from game wildlife, where the primary value is in the artwork or jewellery and not in the wildlife, is also exempt from the requirement for an export permit.

#### Canadian CITES Export Permits

The Convention on International Trade in Endangered Species of Wild Fauna and Flora (CITES) is an international agreement which regulates trade in a number of species of animals and plants, their parts and derivatives, and any articles made from them. In some instances a CITES permit is required to export an animal, or parts of an animal, from Canada.

Residents and non-residents need a Canadian CITES export permit to export wolf, black bear and several other species from Canada. The CITES permit requirement is waived for U.S. or Canadian residents in some instances where a black bear hunting trophy is being exported (see page 75). Please contact a ministry office to make arrangements to obtain a CITES permit (available free of charge). Please allow up to 10 days to receive a permit.

#### Import into other Provinces or Countries

In some provinces and countries, importation of wildlife is regulated. Requirements for the import of wild game, meat or trophies should be determined by the exporter prior to shipment.

#### Import into the United States

Due to concerns about wildlife disease, U.S. hunters returning home, and Canadian hunters travelling through the U.S. to reach a Canadian destination, should check for any requirements for transporting wild meat or trophies before finalizing their travel itinerary. More information is available at the United States Department of Agriculture website at [www.aphis.usda.gov](http://www.aphis.usda.gov).

**NOTE:** When planning their hunt, U.S. hunters should check on the status of requirements for the import of any wild meat or trophies from Canada to the United States, including hours of operation at ports of entry, to avoid delays when returning home with harvested game.

### Wildlife in Captivity

The *Fish and Wildlife Conservation Act, 1997*, generally prohibits the possession of game wildlife or specially protected wildlife in captivity except under the authority of a licence or authorization to keep game wildlife and specially protected wildlife in captivity.


# Wild Turkey Regulations

## SPRING WILD TURKEY

WMU(s)	Open Season	Bag Limit	Hours
42, 45, 46, 47, 48, 49, 50, 53, 54, 55, 56, 57, 58, 59, 60, 61, 62, 63, 64, 65, 66A, 67, 68, 69, 70, 71, 72, 73, 74, 75, 76, 77, 78, 79, 80, 81, 82, 83A, 84, 85, 86, 87, 88, 89, 90, 91, 92, 93, 94, 95	Residents and non-residents April 25 to May 31, 2016  Residents and non-residents April 25 to May 31, 2017	One bearded wild turkey per licence  Two licences per hunter maximum.  The two birds may not be taken on the same day.	1/2 hour before sunrise to 7:00 p.m.

## FALL WILD TURKEY

WMU(s)	Open Season	Bag Limit	Hours
59, 64, 65, 66A, 67, 68, 73, 76, 77, 78, 80, 81, 82, 84, 85, 87, 89, 90, 91, 92, 93	Residents and non-residents October 11 to October 23, 2016	One fall licence per hunter maximum.  One wild turkey may be harvested – EITHER one male OR one female.	1/2 hour before sunrise to 1/2 hour after sunset



### What we learned from wild turkey hunters in 2015:

- 7,262 wild turkeys were harvested in the spring and 244 in the fall season.
- Jakes composed 26 percent of males in the spring wild turkey harvest.
- Female wild turkeys made up 56 percent of the fall harvest.

Licence fees can be found on page 15.

### Turkey Hunting Requirements

Residents and non-residents wishing to hunt wild turkeys must have:

- A valid hunting version Outdoors Card;
- Completed the Ontario Wild Turkey Hunter Education Course and passed the exam;
- A valid small game licence tag or e-licence (for resident or non-resident as the case may be; must be purchased prior to the turkey licence);
- A wild turkey licence and game seal.

### Turkey Hunter Education Course

The schedule of wild turkey course locations and dates is available from the Ontario Federation of Anglers and Hunters at (705) 748-6324, or at [www.ofah.org](http://www.ofah.org). A home study course is also available. Visit the OFAH website for details.

Individuals under the age of 16 must file a consent signed by one parent or guardian before attending the Ontario Hunter Education Course or the Ontario Wild Turkey Hunter Education Course. Consent forms are available at [www.ontario.ca/page/hunter-education](http://www.ontario.ca/page/hunter-education).

### Over-the-Counter Licensing for Residents and Non-Residents

Wild turkey licences will be offered by licence issuers and participating ServiceOntario centres across Ontario.

Individuals wishing to purchase a wild turkey licence from a licence issuer must show one of the following at the time of purchase:

- Their Outdoors Card bearing a "T" insignia; OR
- Their valid hunting version Outdoors Card plus their Wild Turkey Hunter Education certificate or their Record of Wild Turkey Hunter Examination form; OR
- Their valid hunting version Outdoors Card plus a previous Ontario wild turkey licence bearing the hunter's name and Outdoors Card number.

Both spring licences may be purchased at the same time; however, only one wild turkey may be harvested in a day.

## Internet Licensing for Residents and Non-Residents (Spring Season Only)

Spring wild turkey licences will be offered online through [ontario.ca/outdoorscard](http://ontario.ca/outdoorscard). Your wild turkey licence(s) and game seal(s) will be mailed. Please allow time for your licence(s) and game seal(s) to reach you. To use this system, a hunter who has successfully completed the wild turkey hunter education course needs:

- A valid hunting version Outdoors Card number;
- A valid VISA, MasterCard or American Express credit card.

## Automated Telephone Licensing (Spring Season Only) for Ontario Resident Turkey Hunters

Spring wild turkey licences are also available province-wide through the Ministry of Natural Resources and Forestry's automated telephone licensing line. This line allows Ontario resident hunters to purchase a wild turkey hunting licence using a toll-free telephone line, 24 hours a day, seven days a week from March 1 to April 4. To use this system, a hunter who has successfully completed the wild turkey hunter education course needs:

- A valid hunting version Outdoors Card number;
- A valid VISA, MasterCard or American Express card;
- A Touch-Tone™ telephone.

**PLEASE NOTE:** This system does not accept spoken answers; only responses provided using the keypad can be processed.

To purchase a licence using the automated telephone line, call **1-800-288-1155 between March 1 and April 4.**

Hunters wishing to purchase two wild turkey licences by telephone must place two calls. Your wild turkey licence(s) and game seal(s) will be mailed. Please allow time for your licence(s) and game seal(s) to reach you.

If you do not receive your licence(s) and game seal(s) in the mail prior to the start of the season, please contact the Outdoors Card Centre at 1-800-387-7011.

## Wild Turkey Hunting Regulations

You are permitted to call wild turkeys for another hunter after filling your own licence(s), but you must not be in possession of a firearm when doing so. It is illegal to use live decoys or electronic calls while wild turkey hunting in Ontario. Wild turkeys may be hunted using shotguns (including muzzle-loading shotguns) or bows. For details on legal firearms and ammunition, please refer to the chart on page 24.

### Baiting

It is illegal to hunt wild turkeys within 400 metres of any place where bait has been deposited unless the place has been free of bait for at least seven days. Bait means corn, wheat, oats, other grain, pulse, any other feed that may attract wild turkey or any imitation of such feed. Standing crops, crops stacked in accordance with normal farming practices and grain scattered as a result of normal farming operations are not considered bait.

### Sealing and Transporting

The holder of a licence who has killed a wild turkey shall:

- Immediately after the kill and at the site of the kill attach the game seal provided with the licence to the wild turkey in the manner indicated on the instruction panel attached to the seal (notch out the month, day and time).
- Keep the game seal attached to the wild turkey until it is prepared for consumption.

### Mandatory Reporting of Turkey Harvest

Successful turkey hunters must report their harvested turkey by no later than 12:00 noon, the day after the bird was harvested. There are now two options for harvest reporting. Hunters may report their harvest online by selecting the log in link at [ontario.ca/harvestreporting](http://ontario.ca/harvestreporting) or by calling toll-free 1-800-288-1155. If you complete your report online you can save or print the report you submitted as your record. If you complete your harvest report by telephone, record the confirmation number provided at the end of the call and keep it as a record that you have reported.

# LOOK BEFORE YOU LEAVE!



Photo credits: Key image: Ontario Federation of Anglers and Hunters; Asian Long-Horned Beetle: D. Copplestone

## Hunters can help prevent the spread of invasive species.

- Watercraft** – Inspect and clean your boat and motor before moving to a new waterbody
- Pets** – Remove seeds and mud from your pets
- Firewood** – Buy firewood where you burn it
- Boots** – Clean seeds and mud from your boots
- ATV's** – Clean ATV's thoroughly before transport

Report sightings to the Invading Species Hotline at 1-800-563-7711 or online at [eddmappings.org/ontario](http://eddmappings.org/ontario).

[ontario.ca/invasivespecies](http://ontario.ca/invasivespecies)





# Mandatory Turkey Harvest Reporting Worksheet

Fill in the worksheet before you call or go online to complete your report. Have a pen or pencil available to record your confirmation number if you complete your report by telephone. If you complete your report online you can print your submitted report as you won't be provided a confirmation number.

The illustrations to the right of the page have been provided to assist you in collecting important biological information from your bird. This information will be requested as part of your report.

**CELL PHONE USERS:** A common reason why hunters are unable to complete telephone reports is a poor cellular connection. You have until no later than 12:00 noon the day after the bird was harvested to report your harvest. Please wait until you receive a clear, strong signal before placing your call.

**STEP 1** Select the log in link at [ontario.ca/harvestreporting](http://ontario.ca/harvestreporting) to log in and file your report electronically OR call toll-free 1-800-288-1155 and when the system prompts you, use the keypad of your telephone to select the Turkey Harvest Reporting option.

**STEP 2** Record your Outdoors Card number below or have your card available to log in by phone or online.

Your Outdoors Card Number is:

7 0 8 1 5 8

**STEP 3** What date did your harvest occur on?

Month \_\_\_\_\_ Day \_\_\_\_\_

**STEP 4** What WMU did the harvest occur in? Only the valid WMUs listed on page 31 will be accepted.

WMU

**STEP 5** How many days did you hunt in that WMU before harvesting a turkey? (**NOTE:** Report one day for each separate date you hunted in that WMU.)

**STEP 6** Was the turkey a male or female (Figure 1)? \_\_\_\_\_

**PLEASE NOTE:** Only bearded turkeys are legal during the spring season. Any turkey is legal in the fall season.

**STEP 7** Was the turkey an adult or juvenile (Figure 2)? \_\_\_\_\_

**STEP 8** How long was the longer spur (Figure 3)? Indicate the following: no spur; spur less than one-half inch or 13 millimetres; spur is one-half inch (13 millimetres) to less than one inch (25 millimetres); or spur is greater than or equal to one inch or 25 millimetres. \_\_\_\_\_

**STEP 9** If you reported online, print or save your submitted report as your record of reporting. If you reported by telephone, record your confirmation number in the space below and keep it as your record of having reported.

Figure 1: Determining the Sex of the Turkey



Figure 2: Determining the Age of the Turkey

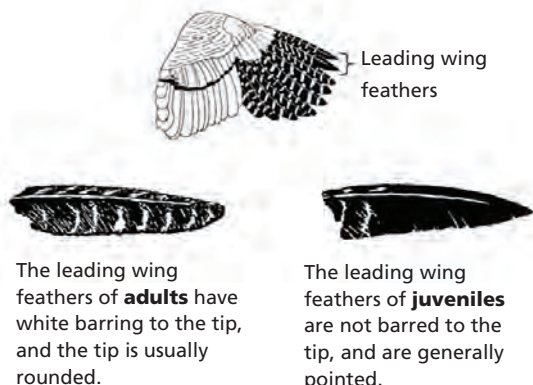


Figure 3: Measuring Spur Length



The spurs must be measured from the base of the spur to the tip along the bottom curve. A flexible tape or ruler provides a more accurate measurement.

# Moose Regulations

## Information for All Moose Hunters

Licence fees are found on page 14. For more information on moose management in Ontario, please visit [ontario.ca/moose](http://ontario.ca/moose).

### Moose Project

Ontario has undertaken the Moose Project to address concerns about increasing pressures on moose populations and recent declines in moose numbers. The project has considered a range of factors affecting moose including harvest, predation, parasites, habitat and climate change and actions that could be taken to address or mitigate these pressures. Another important aspect of the project has been work to develop new moose population objectives to guide management actions for moose.

Moose hunters may be interested in the following changes resulting from the Moose Project. Moose hunting season changes in effect for fall 2016 are reflected in the hunting season table on page 48.

- In fall 2015, Ontario implemented a two-week hunting season for calf moose across northern Ontario. Calf moose cannot be hunted outside this two-week period.
- Beginning in fall 2016, there will be a one-week delay in the start of the moose hunting season across much of northern Ontario.
- **NEW** – In fall 2017, Ontario will add a day to the southern moose firearm hunting season and delay the season to begin at the same time as the northern moose calf hunting season.
- **NEW** – Moose population objectives have been adopted for Wildlife Management Units across Ontario moose range to guide moose population management. These objectives have been used in developing the moose tag quotas for resident moose hunters found on page 50.

Ontario will be monitoring the effects of these changes on moose populations and will evaluate over time whether further actions may be necessary to address concerns about population trends. MNRF appreciates the insights provided by many Ontarians as part of the Moose Project. For more information see [ontario.ca/moose](http://ontario.ca/moose).

### Firearms

**Big game, including moose, may only be hunted with a firearm (this includes bows).** When hunting moose, you may only use or carry a firearm of the type (rifle, shotgun, bow or muzzle-loading gun) permitted for hunting moose at that time in that Wildlife Management Unit (WMU). For example, when hunting moose during a bows-only season, you may use or carry only bow hunting equipment; you may not carry a rifle or shotgun for hunting other species.

**Specifications on the firearms, bows, bolts and arrows that are permitted when hunting moose are found on page 24.**



### Attractants

In order to prevent the introduction of Chronic Wasting Disease (see page 74), products that contain bodily fluids (urine, gland oil, feces, saliva, etc.) of a member of the deer family (including deer, moose, and elk) are not permitted to be possessed or used for the purposes of hunting in Ontario. Hunters are allowed to possess and use artificial or plant-based products that can attract wildlife or be used as a cover scent.

### Party Hunting for Moose

Party hunting for moose is permitted during the open season for moose **under a set of specific conditions listed on page 25.**

### Sealing and Transporting Moose

If you kill a moose while hunting alone, you must, **immediately** after the kill and at the kill site, securely **attach the game seal to the animal in the manner described on either the instruction panel attached to the game seal or found on the back of the game seal.**

**If party hunting for moose**, the member whose game seal is to be used and whose licence has been validated for the type of moose (bull, cow, or in WMUs 48, 55A, 55B and 57, bull, cow, or calf) that was killed must, **immediately** after the kill and at the kill site, securely **attach the game seal to the animal in the manner described on the instruction panel attached to the game seal or found on the back of the game seal.**

A person who seals a moose must notch out the month, day and time of kill on the game seal.

Only the hunter whose game seal is to be used is allowed to attach the game seal to the moose. It is illegal to transfer a game seal in order to seal a moose.

### Import, Export and Shipping

See General Regulations, page 30, for information on import, export and shipping. A resident of Ontario does not require a permit to export moose or any part thereof outside of Ontario.

**NOTE ON WHITE-COLOURED MOOSE:** The *Fish and Wildlife Conservation Act*, 1997, prohibits the hunting of moose that are over 50 per cent white-coloured in Wildlife Management Units 30 and 31, an area near Timmins, Chapleau and Foleyet. This regulation does not affect the availability of moose validation tags for resident and non-resident hunters.

## Information for Ontario Residents Wishing to Hunt Moose

### Who can hunt moose in Ontario?

A resident of Ontario may hunt moose under certain conditions if he or she is in possession of a valid hunting version Outdoors Card **and** a current moose hunting licence tag (carried as a separate piece of paper) **and** can meet one of the following criteria:

- The hunter has a game seal and validation tag for a cow or a bull; **OR**
- If hunting for calf in WMU 48, 55A, 55B or 57 the hunter has a game seal and validation tag for a calf in the specific WMU being hunted; **OR**
- The hunter has a game seal and is hunting calf moose in a WMU other than 48, 55A, 55B or 57 (or WMU 65; see note following); **OR**
- The hunter is party hunting (see the section on party hunting on page 25) with someone who has a game seal and validation tag.

**NOTE:** WMU 65 has a hunt with controlled hunter numbers. For more information on the controlled hunt in WMU 65, call the Kemptville District Office at (613) 258-8204.

**To receive a validation tag to hunt for an adult moose (or to hunt for a calf moose in WMUs 48, 55A, 55B or 57), the resident hunter must purchase a moose licence and apply to the moose validation tag draw.**

Tags are issued through a computerized draw.

**No refund of licence fees is granted to a moose draw applicant who is unsuccessful in the draw for a validation tag.**

Residents of Ontario who are going to be a guest of a qualified tourist outfitter at the time of the hunt may be able to get an adult moose validation tag through the outfitter. The tag is valid only if you are a registered guest and actually accommodated by the tourist establishment. This may be on a Crown land site if authorized for occupancy by the Ministry of Natural Resources and Forestry, or at a camp operated by the outfitter.

### What is a moose validation tag?

A validation tag allows the tag holder, or a member of the hunter's party hunting with the tag holder, to harvest an adult moose (or a calf moose in WMUs 48, 55A, 55B or 57) under certain specified conditions. The conditions state the WMU to which the tag applies; the season (either the gun season or the bow season); the type of moose (bull, cow, calf); and any firearm restrictions (rifle, shotgun, bow, muzzle-loading gun) which may apply to the hunter. Moose validation tags obtained through tourist outfitters include additional information.

The number of validation tags available in a WMU is related to the number of moose that can be sustainably harvested. Because the number of Ontario residents wishing to hunt moose is greater than the number of validation tags available, validation tags are allocated through computerized draws (see page 39).

A hunter who fails to get an adult moose validation tag through the draw process and still wishes to hunt an adult moose may party hunt with the holder of an adult moose validation tag. Another option is to hunt with an outfitter who has moose validation tags available for guests and who is accommodating the resident hunter as a registered guest. The outfitter will provide an adult tag to the hunter as part of the accommodation package.

A hunter who fails to get a calf validation tag in WMUs 48, 55A, 55B or 57 through the draw process, may hunt for a calf in any other WMU with an open calf season (except WMU 65), party hunt with the holder of an adult or calf moose validation tag, or hunt with an outfitter who has adult moose validation tags available for guests and who is accommodating the resident hunter as a registered guest. If hunting with an outfitter in WMUs 48, 55A, 55B, or 57, the outfitter can provide an adult or calf tag to the hunter as part of the accommodation package.

**NOTE:** A hunter cannot have more than one moose validation tag at the time of the hunt nor possess another moose hunter's game seal.

### How may a resident of Ontario apply to the regular draw for a validation tag to hunt moose?

In order to apply to the draw, the hunter must have a valid hunting version Outdoors Card and must purchase a moose licence.

Ontario resident hunters wishing to apply to the draw now have three options:

- Call the toll-free automated telephone application system to purchase a moose licence and apply to the draw (see page 40) **OR**
- Go online, [ontario.ca/biggame draws](http://ontario.ca/biggame draws), to purchase a moose licence and apply to the draw **OR**
- Go to a participating ServiceOntario centre or licence issuer to purchase a moose licence and apply to the draw.

**The deadline by which a telephone or online application must be completed is 11:59 p.m. (ET) on May 31, 2016.** If you plan to apply by telephone or online, it is strongly recommended that you do not wait until the day of the deadline. If you wait until the last day and cannot get through because the lines or Internet are busy, you will not be able to enter the draw. The earlier in the application period you apply, the easier it will be to connect to the system on your first try. **Applications at a participating ServiceOntario centre or licence issuer must be submitted within regular business hours on or before May 31, 2016.**

There are two ways in which an Ontario resident hunter can apply to the draw for a moose validation tag:

- As a member of a group **OR**
- As an individual hunter.



## What are the benefits of applying as a group?

If you hunt as a party, and only want one adult tag for the party, it is usually better to apply as part of a group. The maximum group application size is 15 hunters.

Applying in a group increases every hunter's chance of obtaining a moose validation tag. Group applications allow tags to be spread out more evenly among groups of hunters.

If your group is too small to meet the Guaranteed Group Size (see page 49), all members of your group will have, at the very least, the same chance they would have had if they all applied to the draw as individuals and they will not be negatively affected by applying in a group. If someone in the group is successful in the draw, the tag is automatically assigned to the group member who has applied every year and been the longest without receiving a tag; remaining members of the group are then removed from the draw (these members will be in Pool 1 for next year).

Applying in a group provides the best chance of your group getting a validation tag, while keeping as many hunters as possible in Pool 1 for the next year.

If you applied in a group and the validation tag holder is unable to go hunting, the tag can be transferred to the ministry-designated alternate (e.g. the group member who has consistently applied to the draw the longest without receiving a tag). Individual applicants are never permitted to transfer their validation tag to another person.

The membership of the group in which you applied for a moose validation tag does not have to be the same as the membership of your hunting party at the time of the hunt.

## How do I know what "Pool" I am in for validation tag application purposes?

All applicants to the current year's draw for a moose validation tag are in either Pool 1 (also called the preferred pool) or Pool 2 (also called the non-preferred pool). Knowing what pool you (and members of your group) are in is important information because only Pool 1 hunters are counted when determining the size of your group.

You are in Pool 1 if you:

- Applied on time for last year's draw, and were unsuccessful in getting a tag; **OR**
- Were successful in last year's draw and transferred the tag to the group alternate. Take note of the tag transfer policy (see page 41); **OR**
- Were successful in last year's draw for a calf tag in WMU 48, 55A, 55B or 57.

Simply purchasing a moose licence last year does not qualify you for Pool 1 this year.

You are in Pool 2 if you:

- Received an adult moose validation tag in last year's draw; **OR**
- Received an adult moose validation tag through a transfer last year; **OR**
- Did not apply to the draw last year.

## How do I stay in Pool 1 for next year if I know I cannot hunt this year?

Some hunters who are eligible for Pool 1 know they will not be able to participate in the moose hunt this year, but want to ensure they are in Pool 1 next year. You must apply for the draw to retain your Pool 1 status for the next year's draw by submitting a draw application online or at a participating ServiceOntario centre or licence issuer and apply for Wildlife Management Unit 99Z (this is not a real WMU so you will not be issued a tag. A licence and game seal will be mailed to you).

## What is the Guaranteed Group Size method of applying to the draw?

In some WMUs, an adult moose validation tag will be guaranteed to a group of hunters when the number of Pool 1 hunters in the group meets or exceeds a pre-determined size (see page 49).

The actual size of the group required varies:

- From WMU to WMU;
- According to the sex of moose preferred;
- In some WMUs according to the firearm preferred (gun or bow).

## Remember, only Pool 1 hunters in the group are counted when determining the group size.

If you have enough Pool 1 hunters in your group to meet the Guaranteed Group Size in the WMU, sex and season (gun or bow) choice for the type of validation tag your group wants, you should apply to the draw as one group. Be sure to apply for the guaranteed tag (WMU, bull/cow and season) as your first choice if it is your preference. Keep a record of the Group Reference Number (group leaders only) or the Authorization/Transaction Number (group members and individual applicants) provided to you.

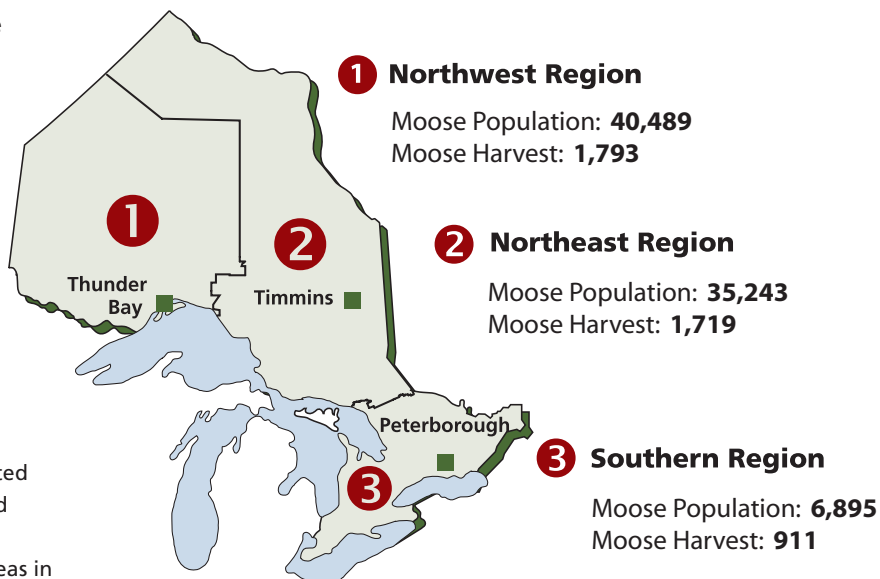
# Moose Hunter Questionnaire Survey Results

Every year, a random sample of moose hunters are asked to return a hunter assessment survey. These surveys provide valuable information used by the Ministry of Natural Resources and Forestry to manage moose populations. Your hunting experience is important to us – please tell us about it by completing and returning your survey by mail or on-line as soon as your hunt is over.

Here are some things we learned from resident moose hunters in the 2014 survey:

- About 80,997 resident hunters hunted for moose.
- An estimated 4,423 moose were harvested by residents (1,907 Bulls, 1,113 Cows, and 1,403 Calves).

Ontario's moose population in huntable areas in 2014 was about 82,600 moose, and in 2015 was about 78,600 moose. **Regional numbers are for 2014.**



## We want to group hunt, but our group is smaller than the Guaranteed Group Size. How should we apply?

Even if you do not have enough Pool 1 members to guarantee a validation tag – or if there is no Guaranteed Group Size for your WMU – by applying as a group you will be in the draw at two tag allocation steps: the Large Group Allocation and the Random Allocation (see page 39).

If your party members were to apply as individuals, they would only be eligible for the Random Allocation portion of the draw – missing their chance at the tags allocated to groups meeting the Hunter Tag Ratio in the Large Group Allocation step of the draw.

All hunters in group applications will have at least the same chance to receive a validation tag that they would have if they applied as individual applicants. Applying in a group also provides your party with the best chance of getting one validation tag while keeping as many hunters as possible in Pool 1 for the next year.

## Do individual hunters have a chance for a validation tag?

Big game in Ontario has traditionally been hunted by groups of hunters for social, cultural and practical reasons. Ontario's moose tag allocation system is designed to allow this traditional hunting method to continue, and permit the greatest number of hunters to benefit.

While it makes sense to apply as part of a group if you hunt as a party, individuals may also apply for a validation tag. Individual hunters are eligible for a validation tag in the Random Allocation step of the draw.

Groups of hunters that apply as individuals and receive more validation tags than the group wants are not permitted to return tags.

## What should I know about bow hunting for moose?

Bow hunting is a traditional method used to hunt moose in Ontario. Bows (includes crossbow, compound, recurve and long bows) may be used to hunt moose according to the seasons outlined on page 48.

Note that in WMUs 48, 55A, 55B and 57, hunters who wish to hunt moose during the bows-only season must have a calf, cow or bull validation tag issued for the bow-only season or party hunt with someone who has such a validation tag. All validation tags issued for the bows-only season become invalid at the end of the bows-only season in WMUs 48, 55A, 55B and 57.

## Northern Resident Moose Validation Tag Draw

Five per cent of the adult moose validation tags in Wildlife Management Units (WMUs) north of the French and Mattawa rivers are held back from the regular moose validation tag draw and used as the quota for a second draw specifically for residents of northern Ontario.

The Northern Resident Moose Validation Tag Draw is intended to provide residents of northern Ontario with an additional opportunity for a validation tag. Validation tags obtained through the Northern Resident Draw cannot be transferred.

The allocation of these Northern Resident validation tags will take place as follows:

- The regular moose draw will be run to distribute 95 per cent of the annual quota to all resident applicants through draws as described on page 39.
- Once the regular draw is complete, each northern resident moose hunter who applied to a WMU north of the French and Mattawa rivers (WMUs 1-42) and was unsuccessful (or who was a member of a group that was unsuccessful) in this year's draw and was also unsuccessful in the previous two annual draws, will automatically be entered into a separate draw for the remaining five per cent of the quota in the first choice WMU applied to in the regular draw. Successful Northern draw hunters will be notified by mail and asked to verify their residency to claim the validation tag. Validation tags obtained through the Northern Resident Draw cannot be transferred.

The group application system does not apply to this portion of the validation tag draw.

Northern resident moose hunters are defined as those individuals with a permanent address in the Territorial Districts of Kenora, Rainy River, Thunder Bay, Cochrane, Algoma, Sudbury, Timiskaming, Nipissing, Parry Sound, Manitoulin and the City of Greater Sudbury at the time of their application.



## Calf Validation Tag and Hunter Reporting Requirements in WMUs 48, 55A, 55B and 57


In 2004, the ministry established a calf validation tag requirement for hunting calf moose in WMUs 48, 55A, 55B and 57. This was done to address the then declining moose population in eastern Ontario, and to respond to the recommendations of a public consultation group called the Eastern Ontario Moose Management Round Table.

The moose hunting rules for these WMUs include calf tag allocation and mandatory hunter reporting.

## How can you tell the difference between a calf and a cow moose?

A calf moose is a moose that is less than one year old at the time of the hunt.

An adult moose (cow or bull) is a moose that is at least one year old at the time of the hunt.



### Short face

Calf moose appear to have a small nose and a "short face."

### Seldom alone

Calf moose are seldom alone.

### Body proportions

Calf moose appear to have more leg than body and their hindquarters appear slender.

### Shoulder height

Shoulder height of cow moose is six feet (2 m) and of calf moose is four feet (1.3 m).



# Understanding the Moose Validation Tag Draw

It is to each hunter's advantage to understand how moose validation tags are allocated.

Though the process is often referred to as a draw, there are four steps in the draw process:

- The Guaranteed Group Allocation
- The Large Group Allocation
- The Random Draw Allocation
- The Northern Resident Draw.

Some WMUs have both a gun season quota and a bow season quota. In these units, separate draws are run for bull gun, bull bow, cow gun, and cow bow validation tags. These WMUs are: 2, 3, 4, 5, 6, 7B, 8, 9A, 9B, 11A, 12A, 12B, 13, 14, 15A, 15B, 18A, 19, 21A, 21B, 22, 23, 24, 29 and 38. When hunters apply to the draw in these WMUs, they must select the corresponding Hunt Code. WMUs 7A and 18B each have a combined bow/muzzle-loading gun quota.

Other WMUs, specifically 27, 28, 30, 31, 32, 33, 35, 36, 37, 39, 40, 41, and 42, have a separate bows-only season and gun season for moose, but only one tag quota for bulls and one tag quota for cows (listed under the gun quotas on pages 49-51). There are separate hunt codes for each of the bow and gun seasons. Hunters must select the hunt code corresponding to their choice(s) of WMU, sex (bull or cow) and firearm (gun or bow). A bow tag issued in these WMUs is only valid during the bows-only season, and a gun tag is only valid during the gun season, for the appropriate adult moose (see page 48 for information on seasons and which firearms can be used). The WMU 7A quota is listed under the bows hunting tables; the tag is valid for the bows and muzzle-loading guns only season. The quota for the 18B bows and muzzle-loading guns only season is listed under the bows hunting tables; the tag is valid for the bows and muzzle-loading guns only season.

## Step One: Guaranteed Group Allocation

In step one, each group meeting the Guaranteed Group Size requirement (valid applications from a group with enough Pool 1 hunters to meet or exceed the Pool 1, Choice 1 Guaranteed Group Size, see page 49) and who makes this their first choice, is allocated one tag for the unit, type of moose (bull, cow, calf) and type of firearm selected by the group. The validation tag is assigned to a Pool 1 member of the group who has consistently applied and gone the longest number of years without receiving a validation tag. Another Pool 1 hunter is designated as the alternate (this will be the hunter who has been in Pool 1 the next longest without receiving a tag). All the members of these "guaranteed groups" are then removed from the draw.

## Step Two: Large Group Allocation

Next, the Large Group Allocation of validation tags is performed.

At this step, the computer calculates the number of applicants left in the draw after step one and compares it to the number of validation tags still available. The ratio is called the

Hunter:Tag Ratio. Each group whose number of Pool 1 applicants is equal to or greater than the Hunter:Tag Ratio is issued one validation tag. (Example: If at the Large Group Allocation stage there are 600 hunters left, and 104 tags available, the Hunter:Tag Ratio is 5.8. All groups with six or more Pool 1 hunters will be issued a tag.) The tag is assigned to a Pool 1 member of the group who has consistently applied and gone the longest number of years without receiving a validation tag. Another Pool 1 hunter is designated as the alternate (this will be the hunter who has been in Pool 1 the next longest without receiving a tag).

All members of these successful "large groups" are then removed from the draw.

## Step Three: Random Draw Allocation

Next, the draw proceeds to the Random Draw Allocation.

At this step, all remaining Pool 1 applicants (all individuals and every member of the remaining groups) who have this WMU and type of moose (bull, cow, calf) as their first choice, are eligible to receive one of the remaining tags in a random draw. If a validation tag is allocated to a member of a group at this stage, the rest of the group members are removed from the draw. If there are still validation tags available, the Large Group Allocation and the Random Draw Allocation are repeated for Pool 1, Choice 2 hunters, then Pool 2, Choice 1 and Pool 2, Choice 2.

In most WMUs, only hunters in Pool 1, Choice 1 will have a chance to receive a validation tag. The Guaranteed Group Allocation is performed only for Pool 1, Choice 1 applicants.

## Step Four: Northern Resident Draw

In northern Ontario WMUs (1-42), there is an additional draw in the distribution of validation tags called the Northern Resident Moose Validation Tag Draw. Five per cent of the adult validation tag quota is held back from the regular draw quota for northern residents who were unsuccessful (or who were a member of a group that was unsuccessful) in the current year's draw and the previous two annual draws.

## Step Five: Surplus Moose Tags

Once the previous four steps have taken place, some WMUs may still have adult validation tags that have not been allocated. These tags are now considered "surplus tags", and are available to hunters that were not successful in receiving a tag in any of the previous steps. If a hunter is successful in receiving a surplus tag using this approach, he or she will remain in Pool 1 for next year's draw. Take note that if a designated alternate of a group receives a surplus tag, that alternate is no longer eligible to receive a tag through the group tag transfer process.

**PLEASE NOTE:** Surplus tags will be available August 15-17, 2016 by calling 1-800-363-3730. The line will be open August 15th from 7 a.m. to 5 p.m. ET and on August 16th/17th from 8:30 a.m. to 5 p.m. Tags are allocated on a first come, first served basis.

# How to Maximize Your Chances of Success in the Moose Tag Draw

Review the open season dates table (page 48), the moose quota table (page 50) and, if you are hunting in a group, the Guaranteed Group Size table (page 49). Using this information, determine your first and second choices of WMU, type of animal (bull, cow or, for WMUs 48, 55A, 55B or 57, bull, cow or calf) and firearm type. If hunting in a group, contact all group members and decide who will be the Group Leader prior to submitting your application. Once a group application has been submitted, changes to group members will not be allowed.

## Applying by Telephone

Use the telephone application system to purchase a moose licence and apply to the draw in one call.

**NOTE:** You must use a Touch-Tone™ telephone when applying. Cellular, cordless and radio telephones are not recommended with this system. If your Outdoors Card has expired, you must renew it before you use the telephone application system. The quickest, most convenient ways to renew are:

- With a call to the toll-free, automated Outdoors Card renewal line at **1-800-288-1155**, or
- At [ontario.ca/outdoorscard](http://ontario.ca/outdoorscard).

Once you have successfully completed your renewal by either method, you may proceed immediately to the telephone application system for the moose draw. For more information on Outdoors Card renewal options, see page 17.

If your Outdoors Card is valid but you have moved since you received it, contact the Outdoors Card Centre at **1-800-387-7011** and provide your current address. This will ensure that you receive your licence (and validation tag if you are successful in the draw).

To purchase a moose licence and apply to the draw, you will need your Outdoors Card number and a VISA, MasterCard or American Express credit card. If you are a Group Leader or an Individual Applicant, you must identify your 2016 Hunt Code from the table found on pages 44 and 45 of this summary. If you are a Group Member, you will need the Group Reference Number provided by your Group Leader. Completing the appropriate worksheet before you call is strongly recommended. (Worksheets are found on pages 42-43 of this summary).

If you are applying as a member of a group, decide with your group **before you call** who will be the Group Leader and who will be the Group Members. Then, ensure that all Group Members are told the Group Reference Number (which is provided to the Group Leader) so they can successfully complete their call.

Once a group application has been submitted, changes to group members will not be allowed.

The deadline for completing your application to the moose draw by telephone is **11:59 p.m. (ET), May 31, 2016**.

## Applying by Internet

Through [ontario.ca/outdoorscard](http://ontario.ca/outdoorscard), you will be able to both purchase a moose licence and apply to the validation tag draw at one time or in separate transactions.

The deadline for completing your application to the moose draw online is **11:59 p.m. (ET) on May 31, 2016**.

To use the website, you will need:

- A valid hunting version Outdoors Card;
- A VISA, MasterCard or American Express credit card if purchasing a moose licence;
- The first and second choice (if you have one) Wildlife Management Units (including any sub-units) to which you would like to apply;
- If applying as a Group Member, your Group Reference Number provided by your Group Leader.

You will be asked to confirm your answers, and will be given the opportunity to change an answer if you make a mistake. The information that you enter electronically online is your direct application to the draw. **Be sure to save a copy of your draw application receipt for future reference using the "Print Receipt" button once your draw application has been submitted.**

## Applying at a Participating ServiceOntario Centre or Licence Issuer

All draw entries must be done electronically, either by telephone, Internet or at a participating ServiceOntario centre or licence issuer. Hunters are now able to purchase their licence AND enter the draw at participating licence issuers. **Be sure to check your draw confirmation receipt prior to leaving the ServiceOntario centre or licence issuer to ensure your choices have been correctly entered.** For a list of participating ServiceOntario centres and licence issuers, please visit [ontario.ca/outdoorscard](http://ontario.ca/outdoorscard).

Group Members can choose to apply either online, by telephone, or at a participating ServiceOntario centre or licence issuer using the Group Reference Number provided by the Group Leader.

Fifteen is the maximum group size for a draw application.

Be sure to submit your application early.

**The deadline for applications made at a participating ServiceOntario centre or licence issuer is within regular business hours on May 31, 2016.**

**All applications that are not received by the deadline on May 31, 2016, will not be entered into the draw.**

## Points to Remember When Applying to the Draw

- Submit only one application in your name.
- Your Outdoors Card must be valid.
- Your hunting licence privileges cannot be under suspension.
- **If applying by telephone, you must stay on the line to receive your authorization number and to ensure that you have entered the draw.**
- **If applying by Internet, be sure to print off your receipt indicating your first and second choice (if applicable) WMUs.**
- **If applying at a participating ServiceOntario centre or a licence issuer, be sure to check your draw confirmation receipt prior to leaving the ServiceOntario centre or licence issuer to ensure your choices have been correctly entered.**

Whether a hunter applies by telephone, online or at a participating ServiceOntario centre or licence issuer, **the responsibility for entering a valid application rests with the hunter.**

## Draw Results Telephone Line and Website

Draw applicants should call the toll-free Draw Results Line at 1-800-288-1155 or go online to [ontario.ca/outdoorscard](http://ontario.ca/outdoorscard) to determine the results of the Moose Validation Tag Draw. The automated line and website are available 24 hours a day, seven days a week from August 1 until December 31. Hunters will need their 15-digit Outdoors Card number to access their draw record. Unsuccessful applicants can also receive information regarding surplus tags during this call or online.

## The Mailing of Licences and Seals

All hunters who purchased a moose licence and/or entered the draw on or before the draw deadline will receive their licence and game seal by mail.

If you have not received your licence and game seal within a week of the hunt, visit a participating ServiceOntario centre. You can get a duplicate licence and/or seal with/without validation tag through the participating ServiceOntario centre only after signing a declaration and verifying your address information. There may be a charge for this service. After the season starts, duplicate tags will be issued only at the discretion of the ministry.

If you have moved recently and have not informed the ministry of your new address, you may not receive your licence/validation tag when it is mailed after the draw.

Please call the Outdoors Card Centre at 1-800-387-7011 to update your address information.

Draw applicants successful in the Northern Resident Draw will be required to complete an Application to Receive an Adult Moose Validation Tag from the Northern Resident Draw. This application will be mailed to the hunter and must be returned to a participating ServiceOntario centre or mailed to the address indicated.

## Important Information Regarding Moose Validation Tag Transfers

- A transfer of a moose validation tag can only occur within a group of hunters that applied to the draw that year as a group.
- Any hunter who has applied to the draw as an individual is not allowed, under any circumstances, to transfer the validation tag to another hunter.
- Consecutive tag transfers are not permitted. Once you have transferred a tag, you will not be permitted to transfer another tag until you accept a tag that is issued to you either through the draw or through a transfer.
- Groups are permitted one transfer only. The transfer is granted only to the alternate tag transfer recipient in your group (as identified by the moose licence number in brackets on the bottom portion of the validation tag). The designated alternate is the Pool 1 member of the group who has gone the next longest number of consecutive years without receiving a validation tag. Once the original validation tag recipient transfers the tag to the alternate, the tag cannot be transferred back to the original recipient or to anyone else.
- Transfer of a validation tag from the original recipient to the designated alternate is granted by a participating ServiceOntario centre provided a valid transfer application is submitted, the original tag is returned to the participating ServiceOntario centre at the time of the request, and the moose season has not yet opened.
- Validation tags can be transferred to a Pool 2 hunter only if the tag is for a WMU where a Pool 2 hunter actually had a chance to receive a tag in the draw. Please contact the Outdoors Card Centre at 1-800-387-7011 if this applies to your group.
- After the season opens, the transfer of a validation tag may be considered under specific circumstances, with the required documentation.
- A hunter who receives an adult validation tag through a transfer will be placed in Pool 2 the following year. A hunter who has transferred a tag to another group member will be placed in Pool 1 in the following year's draw.
- For more information on moose validation tag transfers, please call the Outdoors Card Centre at 1-800-387-7011.



# 2016 Telephone Application System for the Moose Validation Tag Draw

## Instruction Sheet

### What type of applicant are you?

Applicants must decide how they will be applying to the draw before submitting their draw applications. **Once a group application has been submitted, changes to the group will not be allowed.**

The telephone application system recognizes three types of applicants:

- **Group Leader**
- **Group Member**
- **Individual Applicant**

If you hunt in a party, it is to your members' advantage to apply as a group rather than as individuals. **The maximum number of hunters that can apply to the draw as one group is 15 (14 plus the leader).** When applying as part of a group, hunters will have to decide who the Group Leader is and who the Group Members are, before submitting their application.

### Group Leader

The Group Leader must be the first member of the group to apply. The Group Leader is the only member of a group who enters the Hunt Code representing the group's choice of WMU, type of moose, and firearm (see the table of valid Hunt Codes on pages 44 and 45). The Group Leader is then provided with a Group Reference Number to identify the group and its choices. The Group Leader must give the Group Reference Number to the Group Members so they may add their names to the group's application when submitting their application.

### Group Member

Each Group Member must obtain the Group Reference Number from the Group Leader before calling to enter the draw. Only your Group Leader can give you the Group Reference Number. Each Group Member will be asked for the Group Reference Number so the group can be identified and linked together for application to the draw.

### Individual Applicant

Individuals must enter the Hunt Code representing their choice of WMU, type of moose, and firearm (see the table of valid Hunt Codes on pages 44 and 45).

All applicants are encouraged to record the information they will need on the appropriate worksheet (page 42 or 43), before they call. Each Group Member and Individual applicant will be given an Authorization Number. The authorization number confirms that the hunter has been successfully entered into the moose draw. Please record this authorization number for your records.

**PLEASE NOTE:** Hunt Codes may differ from year to year; be sure to use the 2016 Hunt Codes Table when applying to the 2016 moose validation tag draw.

If you have a concern about the Pool Status that is voiced back to you at the end of your telephone application, you may call 1-800-387-7011 during business hours, Monday to Friday.

## Group Leader

The instructions and worksheet provided below will assist you with the telephone application process. **Fill in the worksheet spaces before you call**, and keep the worksheet in front of you during the call so you can record your Group Reference Number. **Before the call** you need to record your Outdoors Card Number, choice(s) of Hunt Code, and credit card number and expiry date. Hunt Codes are found in the 2016 Moose Draw Hunt Codes Table on pages 44 and 45.

**STEP 1** Contact the members of your group (maximum group size is 14 plus the leader) to ensure they know you are the Group Leader.

**STEP 2** Call **1-800-288-1155** between **April 20 and May 31, 2016**. This telephone line operates 24 hours a day, 7 days a week until 11:59 p.m. (ET), May 31. (We recommend that you call early in the application period. Do not wait until the last day.) When the system prompts you, choose the Moose Draw option.

**STEP 3** At the prompt, choose the option to apply as part of a group, and at the next prompt, choose the Group Leader option.

**STEP 4** After the prompt, enter your 15-digit (hunting version) Outdoors Card Number.

**Your Outdoors Card Number is:**

7 0 8 1 5 8

**STEP 5** After the prompt, enter your first choice Hunt Code, and second choice Hunt Code (if you have one).

**PLEASE NOTE:** The responsibility for correctly entering the Hunt Code(s) rests solely with the applicant. Listen to your choice(s) carefully before confirming.

	WMU	Type	Firearm	Hunt Code
First Choice				
Second Choice				

**STEP 6** Enter your VISA, MasterCard, or American Express number:

**STEP 7** Enter the 4-digit expiry date from your credit card.

Expiry Date:   /    
month year

**STEP 8** Stay on the line while the system authorizes your credit card number, and provides you with a 7-digit Group Reference Number. Record this number in the space below.

Group Reference Number:

**STEP 9** Stay on the line to confirm your postal code to ensure that you receive your moose licence and game seal when they are mailed to you, **and to receive confirmation that your application has been entered in the draw.** At the end of the call you will be told your pool status.

Pool Status:

If your postal code is not correct, call the Outdoors Card Centre as soon as possible during regular business hours (1-800-387-7011) to update your address.

**STEP 10** As the last step, contact your Group Members and give them your 7-digit Group Reference Number so that they may call in and add their names to the group's application.

**Keep this worksheet for your files.**

## Group Member

To use this worksheet, ensure you are a Group Member and not a Group Leader or an Individual Applicant. If you are the first member of your group to apply to the draw by telephone, then you are considered to be the Group Leader and should refer to the instructions on page 42 before calling.

The instructions and worksheet provided below will assist you with the telephone application process. **Fill in the worksheet spaces before you call**, and keep the worksheet in front of you during the call so you can record your Authorization Number. **Before the call** you need to record your Group Reference Number (provided by your Group Leader), your Outdoors Card Number, and credit card number and expiry date.

**STEP 1** Call 1-800-288-1155 between **April 20 and May 31, 2016**. This telephone line operates 24 hours a day, 7 days a week until 11:59 p.m. (ET), May 31. (We recommend that you call early in the application period. Do not wait until the last day.) When the system prompts you, choose the Moose Draw option.

**STEP 2** When the system prompts you, choose the option to apply as part of a group, and at the next prompt, choose the Group Member option.

**STEP 3** After the prompt, enter your 7-digit Group Reference Number.

Group Reference Number:

**STEP 4** After the prompt, enter your 15-digit (hunting version) Outdoors Card Number.

Your Outdoors Card Number is:

7 0 8 1 5 8

**STEP 5** A recording will tell you your group's Hunt Code, WMU, type of moose, and firearm choice(s) as selected by your Group Leader.

**STEP 6** Enter your VISA, MasterCard, or American Express number:

**STEP 7** Enter the 4-digit expiry date from your credit card.

Expiry Date:  /   
month year

**STEP 8** Stay on the line while the system authorizes your credit card number. Record the Authorization Number that confirms your entry into the moose draw in the space provided below.

Authorization Number:

**STEP 9** Stay on the line to confirm your postal code to ensure that you receive your moose licence and game seal when they are mailed to you, **and to receive confirmation that your application has been entered in the draw**. At the end of the call you will be told your pool status and the number of people who have applied to your group (including yourself). This number may include both Pool 1 and Pool 2 applicants.

Pool Status:

If your postal code is not correct, call the Outdoors Card Centre as soon as possible during regular business hours (1-800-387-7011) to update your address.

**Keep this worksheet for your files.**

## Individual Applicant

The instructions and worksheet provided below will assist you with the telephone application process. **Fill in the worksheet spaces before you call**, and keep the worksheet in front of you during the call so you can record your Authorization Number. **Before the call** you need to record your Outdoors Card Number, choice(s) of Hunt Code, and credit card number and expiry date. Hunt Codes are found in the 2016 Moose Draw Hunt Codes Table on pages 44 and 45.

**STEP 1** Call 1-800-288-1155 between **April 20 and May 31, 2016**. This telephone line operates 24 hours a day, 7 days a week until 11:59 p.m. (ET), May 31. (We recommend that you call early in the application period. Do not wait until the last day.) When the system prompts you, choose the Moose Draw option.

**STEP 2** When the system prompts you, choose the option to apply as an individual.

**STEP 3** After the prompt, enter your 15-digit (hunting version) Outdoors Card Number.

Your Outdoors Card Number is:

7 0 8 1 5 8

**STEP 4** After the prompt, enter your first choice Hunt Code, and second choice Hunt Code (if you have one).

**PLEASE NOTE:** The responsibility for correctly entering the Hunt Code(s) rests solely with the applicant. Listen to your choice(s) carefully before confirming.

	WMU	Type	Firearm	Hunt Code
First Choice				
Second Choice				

**STEP 5** Enter your VISA, MasterCard, or American Express number:

**STEP 6** Enter the 4-digit expiry date from your credit card.

Expiry Date:  /   
month year

**STEP 7** Stay on the line while the system authorizes your credit card number, and provides you with your Authorization Number. Record this number in the space provided below.

Authorization Number:

**STEP 8** Stay on the line to confirm your postal code to ensure that you receive your moose licence and game seal when they are mailed to you, **and to receive confirmation that your application has been entered in the draw**. At the end of the call you will be told your pool status.

Pool Status:

If your postal code is not correct, call the Outdoors Card Centre as soon as possible during regular business hours (1-800-387-7011) to update your address.

**Keep this worksheet for your files.**

# 2016 Moose Draw Hunt Codes

Select the Hunt Code for your WMU, Type

WMU	Type	Firearm	Hunt Code	Season Dates	WMU	Type	Firearm	Hunt Code	Season Dates
01A	Bull	Gun	.....500	Sept. 17 to Dec. 15	14	Bull	Gun	.....561	Oct. 15 to Dec. 15
01A	Cow	Gun	.....501	Sept. 17 to Dec. 15	14	Cow	Gun	.....562	Oct. 15 to Dec. 15
01C	Bull	Gun	.....502	Sept. 17 to Dec. 15	14	Bull	Bow	.....563	Sept. 24 to Oct. 14
01C	Cow	Gun	.....503	Sept. 17 to Dec. 15	14	Cow	Bow	.....564	Sept. 24 to Oct. 14
01D	Bull	Gun	.....504	Sept. 17 to Dec. 15	15A	Bull	Gun	.....565	Oct. 15 to Dec. 15
01D	Cow	Gun	.....505	Sept. 17 to Dec. 15	15A	Cow	Gun	.....566	Oct. 15 to Dec. 15
02	Bull	Gun	.....506	Oct. 8 to Dec. 15	15A	Bull	Bow	.....567	Sept. 24 to Oct. 14
02	Cow	Gun	.....507	Oct. 8 to Dec. 15	15A	Cow	Bow	.....568	Sept. 24 to Oct. 14
02	Bull	Bow	.....508	Sept. 17 to Oct. 7	15B	Bull	Gun	.....569	Oct. 15 to Dec. 15
02	Cow	Bow	.....509	Sept. 17 to Oct. 7	15B	Cow	Gun	.....570	Oct. 15 to Dec. 15
03	Bull	Gun	.....510	Oct. 8 to Dec. 15	15B	Bull	Bow	.....571	Sept. 24 to Oct. 14
03	Cow	Gun	.....511	Oct. 8 to Dec. 15	15B	Cow	Bow	.....572	Sept. 24 to Oct. 14
03	Bull	Bow	.....512	Sept. 17 to Oct. 7	16A	Bull	Gun	.....573	Sept. 17 to Dec. 15
03	Cow	Bow	.....513	Sept. 17 to Oct. 7	16A	Cow	Gun	.....574	Sept. 17 to Dec. 15
04	Bull	Gun	.....514	Oct. 8 to Dec. 15	16B	Bull	Gun	.....575	Sept. 17 to Dec. 15
04	Cow	Gun	.....515	Oct. 8 to Dec. 15	16B	Cow	Gun	.....576	Sept. 17 to Dec. 15
04	Bull	Bow	.....516	Sept. 17 to Oct. 7	16C	Bull	Gun	.....577	Sept. 17 to Dec. 15
04	Cow	Bow	.....517	Sept. 17 to Oct. 7	16C	Cow	Gun	.....578	Sept. 17 to Dec. 15
05	Bull	Gun	.....518	Oct. 15 to Dec. 15	17	Bull	Gun	.....579	Sept. 17 to Dec. 15
05	Cow	Gun	.....519	Oct. 15 to Dec. 15	17	Cow	Gun	.....580	Sept. 17 to Dec. 15
05	Bull	Bow	.....520	Sept. 24 to Oct. 14	18A	Bull	Gun	.....581	Oct. 8 to Dec. 15
05	Cow	Bow	.....521	Sept. 24 to Oct. 14	18A	Cow	Gun	.....582	Oct. 8 to Dec. 15
06	Bull	Gun	.....522	Oct. 15 to Dec. 15	18A	Bull	Bow	.....583	Sept. 17 to Oct. 7
07A	Bull	Bow & Muzzle-loading gun	.....525	Oct. 15 to Dec. 15	18A	Cow	Bow	.....584	Sept. 17 to Oct. 7
07A	Cow	Bow & Muzzle-loading gun	.....526	Oct. 15 to Dec. 15	18B	Bull	Gun	.....585	Oct. 8 to Dec. 15
07B	Bull	Gun	.....527	Oct. 15 to Dec. 15	18B	Cow	Gun	.....586	Oct. 8 to Dec. 15
08	Bull	Gun	.....530	Oct. 15 to Dec. 15	18B	Bull	Bow & Muzzle-loading gun	.....587	Sept. 17 to Oct. 7
08	Cow	Gun	.....531	Oct. 15 to Dec. 15	18B	Cow	Bow & Muzzle-loading gun	.....588	Sept. 17 to Oct. 7
08	Bull	Bow	.....532	Sept. 24 to Oct. 14	19	Bull	Gun	.....589	Oct. 15 to Dec. 15
08	Cow	Bow	.....533	Sept. 24 to Oct. 14	19	Cow	Gun	.....590	Oct. 15 to Dec. 15
09A	Bull	Gun	.....534	Oct. 15 to Dec. 15	19	Bull	Bow	.....591	Sept. 24 to Oct. 14
09A	Cow	Gun	.....535	Oct. 15 to Dec. 15	19	Cow	Bow	.....592	Sept. 24 to Oct. 14
09A	Bull	Bow	.....536	Sept. 24 to Oct. 14	21A	Bull	Gun	.....593	Oct. 15 to Dec. 15
09A	Cow	Bow	.....537	Sept. 24 to Oct. 14	21A	Cow	Gun	.....594	Oct. 15 to Dec. 15
09B	Bull	Gun	.....538	Oct. 15 to Dec. 15	21A	Bull	Bow	.....595	Sept. 24 to Oct. 14
09B	Cow	Gun	.....539	Oct. 15 to Dec. 15	21A	Cow	Bow	.....596	Sept. 24 to Oct. 14
09B	Bull	Bow	.....540	Sept. 24 to Oct. 14	21B	Bull	Gun	.....597	Oct. 15 to Dec. 15
09B	Cow	Bow	.....541	Sept. 24 to Oct. 14	21B	Cow	Gun	.....598	Oct. 15 to Dec. 15
11A	Bull	Gun	.....542	Oct. 15 to Dec. 15	21B	Bull	Bow	.....599	Sept. 24 to Oct. 14
11A	Cow	Gun	.....543	Oct. 15 to Dec. 15	21B	Cow	Bow	.....600	Sept. 24 to Oct. 14
11A	Bull	Bow	.....544	Sept. 24 to Oct. 14	22	Bull	Gun	.....601	Oct. 15 to Nov. 15
11A	Cow	Bow	.....545	Sept. 24 to Oct. 14	22	Cow	Gun	.....602	Oct. 15 to Nov. 15
11B	Bull	Gun	.....546	Oct. 15 to Dec. 15	22	Bull	Bow	.....603	Sept. 24 to Oct. 14
11B	Cow	Gun	.....547	Oct. 15 to Dec. 15	22	Cow	Bow	.....604	Sept. 24 to Oct. 14
11B	Bull	Bow	.....548	Sept. 24 to Oct. 14	23	Bull	Gun	.....605	Oct. 15 to Nov. 15
12A	Bull	Gun	.....549	Oct. 15 to Dec. 15	23	Cow	Gun	.....606	Oct. 15 to Nov. 15
12A	Cow	Gun	.....550	Oct. 15 to Dec. 15	23	Bull	Bow	.....607	Sept. 24 to Oct. 14
12A	Bull	Bow	.....551	Sept. 24 to Oct. 14	23	Cow	Bow	.....608	Sept. 24 to Oct. 14
12A	Cow	Bow	.....552	Sept. 24 to Oct. 14	24	Bull	Gun	.....609	Oct. 8 to Nov. 15
12B	Bull	Gun	.....553	Oct. 15 to Dec. 15	24	Cow	Gun	.....610	Oct. 8 to Nov. 15
12B	Cow	Gun	.....554	Oct. 15 to Dec. 15	24	Bull	Bow	.....611	Sept. 17 to Oct. 7
12B	Bull	Bow	.....555	Sept. 24 to Oct. 14	24	Cow	Bow	.....612	Sept. 17 to Oct. 7
12B	Cow	Bow	.....556	Sept. 24 to Oct. 14	25	Bull	Gun	.....613	Sept. 17 to Dec. 15
13	Bull	Gun	.....557	Oct. 15 to Dec. 15	25	Cow	Gun	.....614	Sept. 17 to Dec. 15
13	Cow	Gun	.....558	Oct. 15 to Dec. 15					
13	Bull	Bow	.....559	Sept. 24 to Oct. 14					
13	Cow	Bow	.....560	Sept. 24 to Oct. 14					



# for Hunters

and Firearm from the table below

WMU	Type	Firearm	Hunt Code	Season Dates	WMU	Type	Firearm	Hunt Code	Season Dates
26	Bull	Gun .....	615	Sept. 17 to Oct. 31	42	Bull	Gun .....	675	Oct. 15 to Nov. 15
26	Cow	Gun .....	616	Sept. 17 to Oct. 31	42	Cow	Gun .....	676	Oct. 15 to Nov. 15
27	Bull	Gun .....	617	Oct. 8 to Nov. 15	42	Bull	Bow .....	677	Sept. 24 to Oct. 14
27	Cow	Gun .....	618	Oct. 8 to Nov. 15	42	Cow	Bow .....	678	Sept. 24 to Oct. 14
27	Bull	Bow .....	619	Sept. 17 to Oct. 7	46	Bull	Gun .....	679	Oct. 17 to Oct. 22
27	Cow	Bow .....	620	Sept. 17 to Oct. 7	46	Cow	Gun .....	680	Oct. 17 to Oct. 22
28	Bull	Gun .....	621	Oct. 15 to Nov. 15	47	Bull	Gun .....	681	Oct. 17 to Oct. 22
28	Cow	Gun .....	622	Oct. 15 to Nov. 15	47	Cow	Gun .....	682	Oct. 17 to Oct. 22
28	Bull	Bow .....	623	Sept. 24 to Oct. 14	48	Bull	Gun .....	683	Oct. 17 to Oct. 22
28	Cow	Bow .....	624	Sept. 24 to Oct. 14	48	Cow	Gun .....	684	Oct. 17 to Oct. 22
29	Bull	Gun .....	625	Oct. 15 to Nov. 15	48	Calf	Gun .....	685	Oct. 17 to Oct. 22
29	Cow	Gun .....	626	Oct. 15 to Nov. 15	48	Bull	Bow .....	686	Oct. 3 to Oct. 8
29	Bull	Bow .....	627	Sept. 24 to Oct. 14	48	Cow	Bow .....	687	Oct. 3 to Oct. 8
29	Cow	Bow .....	628	Sept. 24 to Oct. 14	48	Calf	Bow .....	688	Oct. 3 to Oct. 8
30	Bull	Gun .....	629	Oct. 15 to Nov. 15	49	Bull	Gun .....	689	Oct. 17 to Oct. 22
30	Cow	Gun .....	630	Oct. 15 to Nov. 15	49	Cow	Gun .....	690	Oct. 17 to Oct. 22
30	Bull	Bow .....	631	Sept. 24 to Oct. 14	50	Bull	Gun .....	691	Oct. 17 to Oct. 22
30	Cow	Bow .....	632	Sept. 24 to Oct. 14	50	Cow	Gun .....	692	Oct. 17 to Oct. 22
31	Bull	Gun .....	633	Oct. 15 to Nov. 15	53	Bull	Gun .....	693	Oct. 17 to Oct. 22
31	Cow	Gun .....	634	Oct. 15 to Nov. 15	53	Cow	Gun .....	694	Oct. 17 to Oct. 22
31	Bull	Bow .....	635	Sept. 24 to Oct. 14	54	Bull	Gun .....	695	Oct. 17 to Oct. 22
31	Cow	Bow .....	636	Sept. 24 to Oct. 14	54	Cow	Gun .....	696	Oct. 17 to Oct. 22
32	Bull	Gun .....	637	Oct. 15 to Nov. 15	55A	Bull	Gun .....	697	Oct. 17 to Oct. 22
32	Cow	Gun .....	638	Oct. 15 to Nov. 15	55A	Cow	Gun .....	698	Oct. 17 to Oct. 22
32	Bull	Bow .....	639	Sept. 24 to Oct. 14	55A	Calf	Gun .....	699	Oct. 17 to Oct. 22
32	Cow	Bow .....	640	Sept. 24 to Oct. 14	55A	Bull	Bow .....	700	Oct. 3 to Oct. 8
33	Bull	Gun .....	641	Oct. 15 to Nov. 15	55A	Cow	Bow .....	701	Oct. 3 to Oct. 8
33	Cow	Gun .....	642	Oct. 15 to Nov. 15	55A	Calf	Bow .....	702	Oct. 3 to Oct. 8
33	Bull	Bow .....	643	Sept. 24 to Oct. 14	55B	Bull	Gun .....	703	Oct. 17 to Oct. 22
33	Cow	Bow .....	644	Sept. 24 to Oct. 14	55B	Cow	Gun .....	704	Oct. 17 to Oct. 22
34	Bull	Gun .....	645	Oct. 15 to Nov. 15	55B	Bull	Bow .....	705	Oct. 3 to Oct. 8
34	Cow	Gun .....	646	Oct. 15 to Nov. 15	55B	Cow	Bow .....	706	Oct. 3 to Oct. 8
35	Bull	Gun .....	647	Oct. 15 to Nov. 15	56	Bull	Gun .....	707	Oct. 17 to Oct. 22
35	Cow	Gun .....	648	Oct. 15 to Nov. 15	56	Cow	Gun .....	708	Oct. 17 to Oct. 22
35	Bull	Bow .....	649	Sept. 24 to Oct. 14	57	Bull	Gun .....	709	Oct. 17 to Oct. 22
35	Cow	Bow .....	650	Sept. 24 to Oct. 14	57	Cow	Gun .....	710	Oct. 17 to Oct. 22
36	Bull	Gun .....	651	Oct. 15 to Nov. 15	57	Calf	Gun .....	711	Oct. 17 to Oct. 22
36	Cow	Gun .....	652	Oct. 15 to Nov. 15	57	Bull	Bow .....	712	Oct. 3 to Oct. 8
36	Bull	Bow .....	653	Sept. 24 to Oct. 14	57	Cow	Bow .....	713	Oct. 3 to Oct. 8
36	Cow	Bow .....	654	Sept. 24 to Oct. 14	57	Calf	Bow .....	714	Oct. 3 to Oct. 8
37	Bull	Gun .....	655	Oct. 15 to Nov. 15	60	Bull	Gun .....	715	Oct. 17 to Oct. 22
37	Cow	Gun .....	656	Oct. 15 to Nov. 15	60	Cow	Gun .....	716	Oct. 17 to Oct. 22
37	Bull	Bow .....	657	Sept. 24 to Oct. 14	61	Bull	Gun .....	717	Oct. 17 to Oct. 22
37	Cow	Bow .....	658	Sept. 24 to Oct. 14	61	Cow	Gun .....	718	Oct. 17 to Oct. 22
38	Bull	Gun .....	659	Oct. 15 to Nov. 15	62	Bull	Gun .....	719	Oct. 17 to Oct. 22
38	Cow	Gun .....	660	Oct. 15 to Nov. 15	62	Cow	Gun .....	720	Oct. 17 to Oct. 22
38	Bull	Bow .....	661	Sept. 24 to Oct. 14	63	Bull	Gun .....	721	Oct. 17 to Oct. 22
38	Cow	Bow .....	662	Sept. 24 to Oct. 14	63	Cow	Gun .....	722	Oct. 17 to Oct. 22
39	Bull	Gun .....	663	Oct. 15 to Nov. 15	65	Bull	Bow .....	723	Oct. 8 to Oct. 14 [*]**
39	Cow	Gun .....	664	Oct. 15 to Nov. 15	65	Cow	Bow .....	724	Oct. 8 to Oct. 14 [*]**
39	Bull	Bow .....	665	Sept. 24 to Oct. 14	[*] Please refer to page 46 for information about an early season for hunters with lower limb disability				
39	Cow	Bow .....	666	Sept. 24 to Oct. 14	]** Only individual applications accepted				
40	Bull	Gun .....	667	Oct. 15 to Nov. 15	<b>Firearm</b>				
40	Cow	Gun .....	668	Oct. 15 to Nov. 15	Gun = Rifles, Shotguns, Bows & Muzzle-loading guns				
40	Bull	Bow .....	669	Sept. 24 to Oct. 14	Bow = Bows only, including Crossbows				
40	Cow	Bow .....	670	Sept. 24 to Oct. 14	Bow & Muzzle-loading gun = Bows, including Crossbows & Muzzle-loading guns				
41	Bull	Gun .....	671	Oct. 15 to Nov. 15					
41	Cow	Gun .....	672	Oct. 15 to Nov. 15					
41	Bull	Bow .....	673	Sept. 24 to Oct. 14					
41	Cow	Bow .....	674	Sept. 24 to Oct. 14					

# SLOW-COOKER RABBIT CHASSEUR

Rabbit is a lean, mild flavoured meat similar to chicken but with a slightly denser texture, well suited to moist simmering. Serve this braised classic with mashed potatoes.



**Preparation Time:** 15 minutes  
**Cooking Time:** 10 minutes  
**Slow-Cooker:** 5 to 6 hours on LOW  
*Serves 4*

- 1 3 lb (1.5 kg) Ontario Rabbit, cut into serving-size pieces
- 1 tbsp (15 mL) vegetable oil
- 1 Ontario Onion, chopped
- 1 pkg (8 oz/227 g) Ontario White Button Mushrooms, halved **or** quartered (depending on size)
- 1 clove garlic, minced
- 1 cup (250 mL) sodium-reduced chicken broth
- 1/4 cup (50 mL) dry white Ontario Wine
- 1 tbsp (15 mL) tomato paste
- 1 tsp (5 mL) dried thyme leaves
- 1/2 tsp (2 mL) **each** dried marjoram leaves and salt
- 1/4 tsp (1 mL) pepper
- 3 tbsp (45 mL) cornstarch
- 2 tbsp (25 mL) chopped fresh Ontario Chives

## Nutritional Information:

1 Serving

PROTEIN: 34 grams

FAT: 7 grams

CARBOHYDRATE:

13 grams

CALORIES: 260

FIBRE: 2 grams

SODIUM: 460 mg

Place rabbit pieces in slow-cooker.


In large nonstick skillet, heat oil over medium heat. Add onion, mushrooms and garlic, cook until browned, about 5 minutes, stirring often. In small bowl, whisk together broth, wine, tomato paste, thyme, marjoram, salt and pepper; stir into vegetables and bring to simmer. Pour over rabbit; cover and cook on LOW for 5 to 6 hours or until meat is tender.

With slotted spoon, transfer meat and mushrooms to warm serving dish; cover to keep warm.

Measure 1-1/2 cups (375 mL) cooking liquid into small saucepan. In small bowl, stir cornstarch with 2 tbsp (25 mL) cold water until smooth. Stir into saucepan and bring to boil over medium-high heat. Reduce heat and simmer until thickened, a few minutes. Pour about half of the sauce over rabbit; sprinkle with chives. Serve remaining sauce at the table.

# THE TRADING POST

products • services • ideas • information



**CAMILLUS®**  
Quality Knives Since 1876

**CONQUER YOUR WORLD.**

ENTER ONLINE WITH [CAMILLUSKNIVES.CA](http://CAMILLUSKNIVES.CA) TO WIN A FABULOUS AFRICAN SAFARI WITH WORLD RENOWNED JAN OELOFSE SAFARI'S IN NAMIBIA. THIS IS A "BUCKET LIST" ADVENTURE!!! CHECK IT OUT AT [JANOELOFSESAFARIS.COM](http://JANOELOFSESAFARIS.COM)



**A HUNTING SELECTION  
THAT  
IS LARGER  
THAN  
NATURE**

**EXCALIBUR** ➤

**SAIL**  
THE OUTDOORS SUPERSTORE

BELOIL - BROSSARD - BURLINGTON - CAMBRIDGE - ETOBICOKE - LAVAL - OSHAWA - OTTAWA - QUEBEC - VAUGHAN

TO ADVERTISE IN FUTURE ONTARIO MINISTRY OF NATURAL RESOURCES AND FORESTRY PUBLICATIONS

Hunting Regulations Summary  
and Recreational Fishing Regulations Summary

CONTACT  
(705) 755-1902



# THE TRADING POST

products • services • ideas • information



RIFLESCOPES ▪ RANGEFINDERS ▪ BINOCULARS ▪ SPOTTING SCOPES



**PREMIUM** optics  
**INCREDIBLE** value  
**TOP TIER** service  
and **VIP** warranty



1-866-343-0054

**vortexcanada.net**





# THE TRADING POST

products • services • ideas • information

## Leading the way is a tough job. But someone has to do it.



"Walking the walk" is more than just a saying at Team CSSA – it's something we do every day.

Protecting the rights of Canada's firearms owners is our mission.

Our members say we do it very well.

As the country's largest and most effective group working for recreational shooters, our influence reaches the highest levels of government.

It's what we do and it's what you need.

Do your part and help us fight for you.

Become a member today

Call 1-888-873-4339

[www.cssa-cila.org](http://www.cssa-cila.org)

*If you are a hunter, farmer,  
trapper or target shooter,  
you owe it to yourself to buy  
a CSSA membership."*

*- Bob Izumi  
Izumi Outdoors Inc.*



**GO FURTHER**  
than you've ever gone before.



[www.ARGOfx.com](http://www.ARGOfx.com)

**WILDERNESS**  
I SERIES



## Our School is Different. Are You?

- 31+ full-time programs - including Fish and Wildlife Technician/Technology & Conservation & Environmental Law Enforcement
- Field camps, field schools, active, hands-on learning
- More grads working in the Environmental and Natural Resource Sciences sectors than any other college in Canada

For information: askus@flemingcollege.ca or 1-866-353-6464 ext. 3301  
Frost Campus, Lindsay Ontario

[flemingcollege.ca/senrs](http://flemingcollege.ca/senrs)



School of Environmental &  
Natural Resource Sciences  
Frost Campus | Fleming College



## HUNTING LANDS FOR SALE

### NORTHWESTERN ONTARIO

40 Acres - **\$49,500**

260 Acres with Cabin - **\$290,000**

- Deer
- Moose
- Wolves
- Bear
- Birds
- Fishing

1(218) 349-2137 • [lakelands@frontier.com](mailto:lakelands@frontier.com) • [lakelandsinternational.com](http://lakelandsinternational.com)



Email: [info@tetra-pod.net](mailto:info@tetra-pod.net)  
Website: [www.tetra-pod.net](http://www.tetra-pod.net)



The only **ENCLOSED** Trailer that flips  
into a boat in less than a minute!



**Head Office**  
695 Arvin Ave.  
Stoney Creek, ON L8E 5R2

P: 1-905-643-6278

T.F: 1-888-231-3575



### Live & Online Firearms Auctions



**Specializing in the Sale of Estates  
& Complete Firearms Collections**



**We Sell Rifles, Shotguns,  
Edged Weapons, Military Items,  
Restricted & Prohibited Firearms,  
Archery Equipment  
and Hunting Accessories.**

**2016 Auction Schedule,  
Saturdays:  
April 23, June 25, August 27,  
October 22 & December 10**

**If You Are Responsible For the  
Settlement Of Estate Firearms  
Or The Time Has Come To Dispose  
Of Your Personal Collection,  
Call Us For A Free Consultation.**

**Pickup Or Transportation Arranged.**

**[www.switzersauction.com](http://www.switzersauction.com)**

**[info@switzersauction.com](mailto:info@switzersauction.com)**

**1-800-694-2609**

TO ADVERTISE IN FUTURE ONTARIO  
MINISTRY OF NATURAL RESOURCES  
AND FORESTRY PUBLICATIONS

**Hunting Regulations Summary  
and Recreational Fishing  
Regulations Summary**

CONTACT  
**(705) 755-1902**



# THE TRADING POST

products • services • ideas • information

## DELUXE WALL TENTS



Wall tents build in Canada  
for Canadian conditions

[www.deluxewalltents.com](http://www.deluxewalltents.com)

(250) 704-2534

[perry@deluxewalltents.com](mailto:perry@deluxewalltents.com)

Free shipping in Canada (some conditions apply)

- wall tents
- used tents
- diesel heaters
- bear fences
- bedrolls
- alum. frames
- wood stoves
- cots
- tarps
- game bags



### Diesel Powered Heaters:

- No electricity required
- Efficient, clean radiant heat
- CSA approved for tents, cabins and garages
- Three different sizes from 10,000 to 55,000 BTUs
- Manufactured in Canada
- Safe and easy to light and operate
- No smoke or smell



604-278-1272

[rchu@itrheat.com](mailto:rchu@itrheat.com)

[pioneerspaceheaters.com](http://pioneerspaceheaters.com)



### THE FIREARMS SAFETY EDUCATION SERVICE OF ONTARIO REMINDS ALL HUNTERS

- Establish safe zones of fire
- Positively identify their targets as legal game
- Ensure there is a safe background before shooting

For information on Canadian Firearms Safety Course,  
Canadian Restricted Firearms Safety Course or the Wilderness  
Handgun Certification Course or to find an instructor near you:

Visit us online at [www.fseso.org](http://www.fseso.org)  
Call 1-800-731-4000 Ext. 7537

TO ADVERTISE IN FUTURE ONTARIO MINISTRY OF NATURAL RESOURCES AND FORESTRY PUBLICATIONS

Hunting Regulations Summary  
and Recreational Fishing Regulations Summary

CONTACT  
(705) 755-1902



# THE TRADING POST

products • services • ideas • information

**Royal**  
**DISTRIBUTING**  
[www.royaldistributing.com](http://www.royaldistributing.com)

Celebrating **25** YEARS

**CANADA'S  
POWERSPORTS  
LEADER!**

***The Most Selection At The Best Price***

**TIRES**



**RIMS**



**TIRE KITS  
FOR ANY  
BUDGET**

**NEW  
PRODUCT**


**UTV DOORS, ROOFS, WINDSHIELDS**



**SKID PLATES**




**RAD RELOCATION KITS**



**CAMOWRAPS**

***New At Royal!***



**FUEL PACKS**



**FAIRINGS**



**COVERS**



**STORAGE BOXES**



**ATV WINCHES**



**GUN BOOTS**



**RHINO GRIPS**



**CHAINSAW  
BOOT**



**GEARTECTOR  
MITTS**



**PARTS**



***HUGE SELECTION OF ACCESSORIES FROM  
ALL THE TOP BRANDS***

**GEAR**



**XTREME**

**ATV DOGS**

**KOLPIN**

**WARN**

**ALL-CLIMAX**

**CEGID**

**CLICKnGO<sup>2</sup>**

**CAMOWRAPS**

**MOOSE**

**MAZDA**

**ATV**

**AMS**

**ATV**

**4 HUGE RETAIL LOCATIONS! OPEN 7 DAYS A WEEK!**

**GUELPH** 519-822-7081  
925 Woodlawn Rd W


**SUDBURY** 705-566-8111  
3085 Kingsway

**WHITBY** 905-619-8000  
900 Champlain Court

**INNISFIL** 705-431-9364  
1954 Commerce Park Dr

# VENISON MEDALLIONS IN MUSHROOM RED WINE SAUCE

Look for venison tenderloin or boneless rib eye steaks in a specialty butcher shop. It's very lean, so don't overcook. In this recipe, the meat is quickly seared and served with a mushroom sauce and sweet potato mash.



**Preparation Time:** 10 minutes

**Cooking Time:** 25 minutes

*Serves 4*

4 (4 oz/125 g **each**) Ontario  
Venison Tenderloin **or**  
Boneless Rib Eye Steaks

2 tsp (10 mL) Dijon mustard

1/2 tsp (2 mL) coarse black pepper

1 tbsp (15 mL) vegetable oil

3 cups (750 mL) sliced Ontario Mixed  
Mushrooms (such as crimini,  
oyster, shiitake or button)

1 large Ontario Shallot, minced

1 clove garlic, minced

1/2 cup (125 mL) dry red Ontario Wine

1/2 cup (125 mL) sodium-reduced beef broth

1/4 tsp (1 mL) dried thyme leaves

1 tbsp (15 mL) butter

2 cups (500 mL) cooked and mashed Ontario  
Sweet Potatoes

2 tbsp (25 mL) chopped fresh Ontario Parsley

## Nutritional Information:

1 Serving

PROTEIN: 31 grams

FAT: 9 grams

CARBOHYDRATE:

47 grams

CALORIES: 410

FIBRE: 3 grams

SODIUM: 210 mg

Lightly brush outer edge of medallions with mustard. Press pepper into mustard; set aside.

In large nonstick skillet, heat oil over medium-high heat. When hot, sear venison on both sides, 1 to 2 minutes per side. Reduce heat to medium and cook until rare to medium rare, 5 to 8 minutes. Place on warm plate, cover to keep warm.

Add mushrooms, shallot and garlic to skillet and cook until mushrooms are lightly browned, about 5 minutes. Stir together wine, broth and thyme. Add to mushroom mixture, increase heat to high to bring to boil. Cook until liquid has reduced and sauce has thickened, about 6 minutes. Remove from heat, stir in butter until melted.

Serve steaks with mashed sweet potato and mushroom sauce. Sprinkle with parsley.



**Foodland**  
ONTARIO



## Opportunities for Moose Hunters with Lower Limb Disabilities

While hunters with disabilities may apply for a moose validation tag in any WMU, there are two WMUs that offer seasons specifically for resident moose hunters with lower limb disabilities. Hunters who qualify for these special seasons are:

- A paraplegic or hemiplegic.
- A person with a single (above the knee) lower limb amputation, or a double (below the waist) amputation.
- A person who suffers severe disability and cannot hunt without the use of a wheelchair or similar means of locomotion. In this case, the hunter must provide a medical certificate stating the disability.

Hunters wishing to take part in these hunts must apply to the regular draw for a validation tag; there is no separate tag quota. Lower-limb disabled hunters have the same odds of receiving an adult moose validation tag in these WMUs as any other hunter.

### Northwestern Ontario – WMU 11B

A special moose season for hunters who qualify in one of the categories of mobility impairment listed above will be held before the regular gun hunt in WMU 11B. A limited number of opportunities are available for this season. Those hunters wishing to hunt for an adult moose in this WMU during this special season must be successful in receiving an adult moose tag through the regular draw for an adult validation tag in WMU 11B and then apply to the Thunder Bay District Office. Calf moose cannot be hunted during this special season.

Resident archers without a disability who acquire a validation tag for the bows-only season may bow hunt during this period.

For more information regarding this hunt, please contact the MNRF Thunder Bay District Office, 435 James Street South, Suite B001, Thunder Bay, Ontario, P7E 6S8, or telephone: (807) 475-1471.

### Southeastern Ontario – WMU 65

A special bows-only moose hunt for hunters who qualify in one of the categories of mobility impairment listed above will be held October 5 to 7, 2016, in WMU 65.

Hunters wishing to participate in this special hunt must apply to the regular draw and receive a validation tag in WMU 65.

Mobility impaired moose hunters will be able to participate in the early mobility impaired season (October 5 to 7) as well as the regular bow hunt which follows (October 8 to 14).

**If you have questions, please contact the MNRF Kemptville District Office, at Postal Bag 2002, 10 Campus Drive, Kemptville, Ontario, K0G 1J0, or telephone (613) 258-8204.**

## Information for Non-Residents Wishing to Hunt Moose

A non-resident's licence to hunt moose is only valid if it is accompanied by a bull, cow or calf moose validation tag.

Please note that WMUs 46-63 and 65 do not have a moose season for non-residents.

A non-resident who wishes to hunt moose in Ontario must have valid hunting accreditation and be a registered guest and actually accommodated at a tourist establishment (see exceptions below). The tourist outfitter must apply for and receive, on the non-resident's behalf, a validation tag to hunt a bull, cow or calf moose. **The non-resident hunter must have a valid Outdoors Card and moose hunting licence before the outfitter can provide the validation tag to the hunter.**

A non-resident may hunt in a party for moose when hunting as per the conditions indicated on his or her validation tag, and only during a non-resident open season. The party hunting must be carried out in accordance with the definition of party hunting (see page 25).

Exceptions to the requirement to hunt through an outfitter are outlined below:

- Non-residents may hunt with an immediate relative who is an Ontario resident licensed to hunt moose in a WMU that has an open season for non-residents. An immediate relative is a person's grandparent, parent, spouse, child, sibling or grandchild. If you qualify under this exception, you may apply in the resident moose draw for an adult validation tag. You may purchase your moose licence and apply to the draw online through [ontario.ca/outdoorscard](http://ontario.ca/outdoorscard) or at a participating ServiceOntario centre. **An affidavit verifying your relationship to your immediate relative must be received at a participating ServiceOntario centre (visit [ontario.ca/outdoorscard](http://ontario.ca/outdoorscard) for a list of participating locations) by May 31, 2016, within regular business hours. Draw applications where an affidavit has not been received by the draw deadline will be rejected from the draw.**
- Non-residents who are owners of land in a WMU that has an open season for non-residents and wish to hunt in that unit, may apply for a calf validation tag from a participating ServiceOntario centre. (Non-resident landowners are not eligible to apply in the resident moose draw for an adult validation tag.) Non-residents who qualify under this exception and wish to apply for a calf validation tag must purchase a non-resident moose licence and, **prior to the hunt, submit their application along with proof of property ownership to a participating ServiceOntario centre.** Where a property is owned by more than one person or by a corporation, only one calf validation tag will be issued. The calf validation tag is only valid in the WMU that is indicated on the validation tag (i.e. the WMU that contains the private property).
- **PLEASE NOTE:** Non-resident moose hunters may hunt moose in WMUs 7B, 9B, 11A, 11B, 12B, 13 and 14 only by hunting through a tourist outfitter or by hunting with an immediate relative (as defined above) who is an Ontario resident licensed to hunt moose. Non-resident landowners are not eligible to moose hunt in these units.

## Guides

Non-residents must employ one licensed guide for each two hunters when hunting moose in the Territorial District of Rainy River. Wildlife Management Units in the Territorial District of Rainy River are: 9B, 10, 11A and parts of 7B and 12B.

## Cadmium

The Ministry of Natural Resources and Forestry recommends that people not eat the liver and kidneys of moose, deer, and elk because of concerns about cadmium levels in these internal organs.

## Lead

Recent research has indicated that the amount of lead found in a small percentage of game meat could result in health impacts in people who regularly consume meat which was harvested using lead ammunition. To date, there is **no** known evidence linking consumption of wild game to acute lead poisoning.

Exposure to lead can be reduced by:

- Reminding your meat processor to avoid meat with excessive shot damage and trimming generous distances from wound channels.
- Using non-lead ammunition (e.g. copper).
- Practising marksmanship to avoid penetrating major muscle areas. Aim for vital organs on big game.
- Avoiding consumption of internal organs.

# 2015 Moose Validation Tag Draw Provincial Summary

## General Draw Statistics

Total Tags Available.....	11,428
Total applicants entered in the draw.....	88,115
Total successful applicants.....	10,424

## Tags Available

Gun Bull .....	4,733
Gun Cow .....	4,171
Gun Calf.....	147
Bow Bull.....	756
Bow Cow.....	1,503
Bow Calf .....	118
Total.....	11,428

## Group Statistics

Total number of hunters in groups.....	43,912
Total number of groups.....	7,981
Total tags issued to groups.....	4,515
Percentage of groups receiving tags.....	57%

## Individual Statistics

Total number of hunters applying as individuals.....	44,203
Total tags issued to individuals.....	5,909
Percentage of individuals receiving tags .....	13%



## Explanation of Tables (pages 49-52)

- 1 Shows the 2016 Guaranteed Group Size for all WMU/ tag/season choices where the group size is 15 or fewer (the current group size maximum). Remember that only Pool 1 hunters are counted when determining group size and guaranteed tags are issued only on the first choice.
- 2 Shows the 2016 tag quotas for each WMU, season and type choice.
- 3-5 Shows the tag quotas for 2015 and the total valid applications for all pools and choices for each WMU.

## 2016 Moose Seasons

ATTENTION: Calf moose may only be hunted according to the dates presented in the table below.

## Rifles, Shotguns, Bows and Muzzle-loading guns

WMU(s)	Resident – Open Season	Non-resident – Open Season	Conditions (Restrictions Only)
1A**,1C,1D**,16A, 16B,16C,17**, 25	Adult Moose - Sept. 17 to Dec. 15 Calf Moose - Oct. 22 to Nov. 4	Adult Moose - Sept. 19 to Nov. 15 Calf Moose - Oct. 22 to Nov. 4	
2, 3, 4, 18A, 18B	Adult Moose - Oct. 8 to Dec. 15 Calf Moose - Oct. 22 to Nov. 4	Adult Moose - Oct. 10 to Nov. 15 Calf Moose - Oct. 22 to Nov. 4	
5, 6, 7B*+, 8, 9A, 9B*+, 11A*+, 11B*, 12A, 12B*+, 13*, 14*, 15A, 15B, 19, 21A, 21B	Adult Moose - Oct. 15 to Dec. 15 Calf Moose - Oct. 22 to Nov. 4	Adult Moose - Oct. 17 to Nov. 15 Calf Moose - Oct. 22 to Nov. 4	* Non-resident landowners must hunt through a Tourist Outfitter. + Non-residents must employ a guide in the Territorial District of Rainy River.
22, 23, 28, 29, 30*, 31*, 32, 33, 34, 35, 36, 37, 38, 39, 40, 41, 42	Adult Moose - Oct. 15 to Nov. 15 Calf Moose - Oct. 22 to Nov. 4	Adult Moose - Oct. 17 to Nov. 15 Calf Moose - Oct. 22 to Nov. 4	* No hunting of predominantly white-coloured moose (over 50 per cent white) in WMUs 30 and 31.
24, 27	Adult Moose - Oct. 8 to Nov. 15 Calf Moose - Oct. 22 to Nov. 4	Adult Moose - Oct. 10 to Nov. 15 Calf Moose - Oct. 22 to Nov. 4	
26	Adult Moose - Sept. 17 to Oct. 31 Calf Moose - Oct. 22 to Oct. 31	Adult Moose - Sept. 19 to Oct. 31 Calf Moose - Oct. 22 to Oct. 31	
46, 47, 49, 50, 53, 54, 56, 58, 59, 60, 61, 62, 63	Adult & Calf Moose Oct. 17 to Oct. 22	No Season	
48, 55A, 55B, 57	Adult & Calf Moose Oct. 17 to Oct. 22	No Season	See special moose calf and adult hunting regulations and reporting requirements for these WMUs on page 38.

\*\* WMUs 1A, 1D, 17 – no road access; water or air access only.

## Bows and Muzzle-loading guns Only

WMU(s)	Resident – Open Season	Non-resident – Open Season	Conditions (Restrictions Only)
7A	Adult Moose - Oct. 15 to Dec. 15 Calf Moose - Oct. 22 - Nov. 4	Adult Moose - Oct. 17 to Nov. 15 Calf Moose - Oct. 22 to Nov. 4	
18B	Adult Moose - Sept. 17 to Oct. 7	Adult Moose - Sept. 17 to Oct. 7	

## Bows-Only

WMU(s)	Resident – Open Season	Non-resident – Open Season	Conditions (Restrictions Only)
2, 3, 4, 18A, 24, 27	Adult Moose - Sept. 17 to Oct. 7	Adult Moose - Sept. 17 to Oct. 7	
5, 6, 7B*+, 8, 9A, 9B*+, 11A*+, 11B*, 12A, 12B*+, 13*, 14*, 15A, 15B, 19, 21A, 21B, 22, 23, 28, 29, 30, 31, 32, 33, 35, 36, 37, 38, 39, 40, 41, 42	Adult Moose - Sept. 24 to Oct. 14	Adult Moose - Sept. 24 to Oct. 14	* Non-resident landowners must hunt through a Tourist Outfitter. + Non-residents must employ a guide in the Territorial District of Rainy River. Due to a concurrent gun hunt, hunter orange must be worn when hunting in WMU 11B. No hunting of predominantly white-coloured moose (over 50 per cent white) in WMUs 30 and 31.
48, 55A, 55B, 57	Adult & Calf Moose Oct. 3 to Oct. 8	No Season	See special moose calf and adult hunting regulations and reporting requirements for these WMUs on page 38.

## 2016 Moose Hunts with Controlled Hunter Numbers

WMU(s)	Resident – Open Season	Non-resident – Open Season	Conditions (Restrictions Only)
11B	Adult Moose - Sept. 24 to Oct. 14	No Season	Must have lower limb disability (see page 46). Eligible hunters must obtain a tag through the draw if they wish to hunt adult moose. Rifles, shotguns, muzzle-loading guns only.
65*	Adult & Calf Moose Oct. 5 to Oct. 7	No Season	Must have lower limb disability (see page 46). Eligible hunters must obtain a tag through the draw if they wish to hunt moose. Only bows may be used. Written landowner permission required. No dogs.
65*	Adult & Calf Moose Oct. 8 to Oct. 14	No Season	Only bows may be used. Written landowner permission required. No dogs.

\* All hunters must obtain a WMU 65 validation tag, or be the partner of a hunter who has obtained a WMU 65 validation tag, before they can hunt any moose (adult or calf) in WMU 65. Contact Kemptville Office at (613) 258-8204 for details. Written landowner permission required.



<div>1</div> <b>Gun Guaranteed Group Size for 2016</b> <div>NOTE: Maximum group size is 15 hunters.</div>													
WMU	Pool 1 Choice 1 Group Size Guarantee for 2016			In 2015 all groups of this size and larger were issued tags			WMU	Pool 1 Choice 1 Group Size Guarantee for 2016			In 2015 all groups of this size and larger were issued tags		
	BULL TAGS	COW TAGS	CALF TAGS	BULL TAGS	COW TAGS	CALF TAGS		BULL TAGS	COW TAGS	CALF TAGS	BULL TAGS	COW TAGS	CALF TAGS
01A	2	2		2+	2+		54	8	11		7+	9+	
01C	2	2		2+	2+		55A	none	none	none	12+	5+	2+
01D	2	2		2+	2+		55B	none	none	no quota	none	14+	no quota
02	6	5		2+	2+		56	none	none		none	none	
03	7	5		3+	2+		57	none	none	none	none	none	2+
04	7	5		5+	2+		60	none	none		none	none	
05	none	10		10+	5+		61	none	none		none	none	
06	none	no quota		none	3+		62	none	none		none	no quota	
7B	none	no quota		4+	4+		63	none	none		none	none	
08	none	10		none	8+		<b>Bow Hunting Guaranteed Group Size for 2016</b>						
09A	8	6		7+	4+								
09B	8	6		5+	4+								
11A	8	7		4+	3+								
11B	10	7		7+	3+								
12A	10	7		5+	4+								
12B	13	7		7+	4+								
13	none	8		none	5+								
14	10	7		8+	2+								
15A	13	9		8+	7+								
15B	9	6		4+	2+								
16A	4	4		2+	2+		02	6	2		2+	2+	
16B	7	5		2+	2+		03	7	2		5+	2+	
16C	5	5		2+	2+		04	7	2		6+	2+	
17	4	4		2+	2+		05	none	3		none	2+	
18A	6	5		2+	3+		06	no quota	no quota		no quota	no quota	
18B	6	5		2+	2+		7A	none	none		2+	2+	
19	8	6		5+	2+		7B	no quota	no quota		no quota	no quota	
21A	8	6		2+	2+		08	none	3		none	2+	
21B	11	8		7+	2+		09A	8	3		7+	2+	
22	14	8		9+	5+		09B	8	3		4+	2+	
23	14	10		11+	8+		11A	8	3		5+	no quota	
24	12	9		9+	8+		11B	10	no quota		4+	no quota	
25	6	4		3+	3+		12A	11	3		7+	2+	
26	11	8		8+	7+		12B	10	3		6+	2+	
27*	12	10		13+	11+		13	12	3		none	2+	
28*	none	none		none	none		14	11	3		none	2+	
29	none	none		none	none		15A	9	2		8+	2+	
30*	none	none		none	none		15B	14	2		8+	2+	
31*	none	none		none	13+		18A	8	2		2+	2+	
32*	none	13		none	7+		18B	8	2		3+	2+	
33*	none	8		10+	5+		19	8	2		2+	2+	
34	none	11		none	11+		21A	10	2		7+	2+	
35*	none	none		none	none		21B	13	2		8+	2+	
36*	none	none		none	none		22	none	2		none	2+	
37*	none	none		none	14+		23	12	2		9+	2+	
38	none	none		none	none		24	9	2		8+	2+	
39*	none	none		none	none		29	none	3		none	2+	
40*	none	none		none	none		38	none	none		none	none	
41*	none	none		none	none		48	none	none	none	none	8+	
42*	none	none		none	none		55A	none	none	none	10+	2+	2+
46	none	none		none	13		55B	none	none	no quota	none	7+	no quota
47	none	none		none	none		57	none	none	none	none	4+	2+
48	none	none	none	none	none	4+	65	none	none		none	none	
49	none	none		none	none								
50	none	none		none	none								
53	13	11		9+	9+								

\*For these WMUs, the guaranteed group size applies to both gun and bow hunting parties, see page 39.

2 2016 Moose Validation Tag Quotas								
Gun Tags Available for 2016				Gun Tags Available for 2016				
WMU	BULL TAGS	COW TAGS	TOTAL	WMU	BULL TAGS	COW TAGS	CALF TAGS	TOTAL
01A	22	23	45	48	34	11	27	72
01C	270	180	450	49	37	15		52
01D	27	15	42	50	52	25		77
02	94	47	141	53	70	26		96
03	136	143	279	54	180	59		239
04	89	94	183	55A	28	9	63	100
05	47	53	100	55B	5	2	0	7
06	1	0	1	56	72	22		94
07B	3	0	3	57	19	8	57	84
08	8	7	15	60	38	19		57
09A	49	37	86	61	49	14		63
09B	20	20	40	62	11	2		13
11A	22	18	40	63	51	19		70
11B	31	46	77	Total	4,180	4,062	147	8,389
12A	39	43	82	Bow Hunting Tags Available for 2016				
12B	92	86	178	WMU	BULL TAGS	COW TAGS	CALF TAGS	TOTAL
13	55	70	125					
14	16	22	38	02	12	8		20
15A	79	64	143	03	19	46		65
15B	257	315	572	04	12	10		22
16A	217	186	403	05	3	21		24
16B	105	100	205	06	0	0		0
16C	88	114	202	07A	1	1		2
17	100	160	260	07B	0	0		0
18A	169	94	263	08	1	2		3
18B	59	57	116	09A	9	5		14
19	120	90	210	09B	7	5		12
21A	389	953	1,342	11A	4	5		9
21B	205	236	441	11B	3	0		3
22	41	76	117	12A	11	27		38
23	44	34	78	12B	22	10		32
24	117	84	201	13	5	10		15
25	60	36	96	14	5	25		30
26	65	25	90	15A	32	30		62
27*	100	90	190	15B	18	120		138
28*	23	11	34	18A	50	80		130
29	4	6	10	18B	10	40		50
30*	10	10	20	19	143	150		293
31*	33	21	54	21A	44	346		390
32*	32	18	50	21B	38	132		170
33*	22	27	49	22	12	106		118
34	17	5	22	23	21	100		121
35*	16	7	23	24	52	107		159
36*	7	4	11	29	3	62		65
37*	5	4	9	38	6	1		7
38	17	14	31	48	52	34	18	104
39*	48	26	74	55A	16	28	50	94
40*	5	9	14	55B	8	5	0	13
41*	22	33	55	57	10	11	50	71
42*	14	6	20	65	44	50		94
46	20	9	29	Total	673	1,577	118	2,368
47	3	3	6					

\*These units have combined quotas for both gun and bow adult tags, see page 39 for details.

3

## 2015 Adult Moose Tag Draw Gun Quotas and Applications

WMU	Quotas		POOL 1 APPLICATIONS				POOL 2 APPLICATIONS			
	G-BULL	G-COW	Choice 1 G-BULL	Choice 1 G-COW	Choice 2 G-BULL	Choice 2 G-COW	Choice 1 G-BULL	Choice 1 G-COW	Choice 2 G-BULL	Choice 2 G-COW
01A	22	23	0	3	0	0	8	2	1	5
01C	270	180	59	29	33	32	143	58	63	75
01D	27	15	10	3	3	5	10	3	6	8
02	90	60	72	37	52	46	120	37	78	91
03	165	155	539	258	298	361	287	146	172	193
04	85	92	453	293	306	333	146	109	122	104
05	61	61	543	378	376	425	168	83	104	141
06	6	6	32	9	22	20	16	5	9	12
07B	8	4	32	8	16	22	21	4	8	9
08	11	12	110	53	65	82	29	17	19	27
09A	50	28	313	132	165	207	96	33	43	53
09B	20	18	101	79	103	75	42	17	29	30
11A	23	21	105	62	91	73	44	39	30	27
11B	31	46	205	139	133	167	66	41	37	67
12A	58	38	320	156	256	214	110	58	78	74
12B	140	84	907	390	493	605	328	131	168	210
13	55	70	545	370	352	434	211	96	126	155
14	18	26	109	45	59	66	52	23	29	37
15A	82	66	643	457	447	399	274	143	135	184
15B	463	377	1,886	617	892	1,218	770	381	453	540
16A	220	200	144	39	60	83	207	66	95	142
16B	105	100	298	67	77	176	106	39	36	79
16C	88	114	116	17	68	57	188	70	118	103
17	117	139	233	51	94	117	156	90	92	106
18A	176	124	434	232	210	266	243	112	98	171
18B	53	51	68	28	55	54	55	24	36	35
19	118	110	643	333	347	434	211	160	154	162
21A	506	953	1,244	464	574	925	955	662	563	816
21B	216	225	1,504	735	737	1,058	510	284	292	405
22	41	76	286	491	298	357	134	71	70	95
23	44	34	477	273	266	379	125	42	52	92
24	117	84	1,047	688	686	903	277	159	192	221
25	60	36	262	87	104	160	152	82	79	108
26	65	25	684	172	245	403	161	59	56	107
27	69	26	846	344	422	579	183	73	101	126
28	22	8	1,918	472	671	1,387	338	72	127	232
29	31	28	1,231	436	553	1,024	297	93	129	242
30	10	10	730	282	368	589	229	71	89	160
31	33	21	959	235	364	698	272	63	116	200
32	32	18	537	110	227	362	110	58	65	72
33	22	27	200	167	189	135	83	25	26	55
34	17	5	265	45	57	180	59	6	17	34
35	16	7	648	126	329	376	110	21	48	73
36	9	4	295	68	147	175	79	16	46	53
37	22	16	463	192	221	318	148	50	65	113
38	17	14	1,056	366	483	768	219	69	109	160
39	48	26	1,289	369	546	957	310	68	108	219
40	5	9	1,076	519	604	865	203	86	98	148
41	23	32	1,910	1,144	1,159	1,595	408	150	189	337
42	23	9	1,321	368	559	920	353	83	123	258
46	20	13	342	209	201	217	155	45	70	100
47	6	6	1,508	541	584	1,100	327	104	117	226
48	33	10	832	136	297	467	200	30	53	122
49	43	19	2,233	578	608	1,655	607	209	196	446
50	55	25	1,352	516	561	899	303	92	95	224
53	78	26	729	252	297	527	240	68	85	163
54	193	51	1,374	508	530	834	354	175	176	210
55A	29	14	340	70	90	131	87	20	21	43
55B	4	3	63	38	35	33	20	1	13	10
56	74	17	1,320	267	336	860	291	88	89	211
57	21	9	467	151	136	265	135	29	51	76
60	60	31	1,511	544	633	1,124	430	149	164	314
61	50	13	1,012	265	297	571	290	84	111	217
62	10	0	227	0	89	0	128	0	43	0
63	47	21	753	285	314	557	240	86	87	163
<b>TOTAL</b>	<b>4,733</b>	<b>4,171</b>	<b>43,231</b>	<b>16,798</b>	<b>19,890</b>	<b>30,324</b>	<b>13,629</b>	<b>5,530</b>	<b>6,470</b>	<b>9,691</b>



## 4

## 2015 Adult Moose Tag Draw Bow Hunting Quotas and Applications

WMU	Quotas		POOL 1 APPLICATIONS				POOL 2 APPLICATIONS			
	B-BULL	B-COW	Choice 1	Choice 1	Choice 2	Choice 2	Choice 1	Choice 1	Choice 2	Choice 2
	B-BULL	B-COW	B-BULL	B-COW	B-BULL	B-COW	B-BULL	B-COW	B-BULL	B-COW
02	12	8	17	0	8	0	16	0	13	4
03	20	33	91	0	25	7	48	11	22	13
04	13	10	37	0	35	3	15	5	10	6
05	5	15	72	11	52	8	23	4	11	9
06	0	0	0	0	0	0	0	0	0	0
07A	1	1	1	0	0	1	1	0	1	1
07B	0	0	0	0	0	0	0	0	0	0
08	1	2	8	4	15	11	5	1	4	4
09A	10	5	70	0	18	2	11	6	6	1
09B	7	5	30	1	18	4	10	0	9	2
11A	6	0	29	0	16	0	8	0	3	0
11B	3	0	8	0	14	0	6	0	3	0
12A	13	20	81	4	35	12	55	1	14	21
12B	20	10	113	5	39	23	39	3	27	10
13	5	10	36	13	29	17	11	2	9	4
14	4	10	31	7	29	5	15	10	23	3
15A	28	30	216	5	76	30	78	8	33	15
15B	31	70	222	7	158	33	70	27	64	21
18A	57	100	115	13	62	17	92	20	43	39
18B	16	40	49	18	35	14	32	21	25	17
19	168	150	386	17	223	56	215	39	99	71
21A	42	200	261	27	143	61	133	34	65	51
21B	46	124	418	20	140	38	156	41	54	54
22	12	106	125	17	80	33	46	13	26	26
23	21	100	176	26	126	36	69	20	41	33
24	52	107	412	30	243	92	106	38	63	60
29	33	233	620	264	362	300	283	200	151	244
38	6	1	105	12	50	22	38	4	11	11
48	49	27	709	203	228	277	137	59	81	74
55A	15	16	144	18	48	68	31	18	26	32
55B	6	4	68	27	31	31	16	7	5	7
57	9	11	166	48	44	53	50	10	20	17
65	45	55	139	63	50	101	92	74	55	70
<b>TOTAL</b>	<b>756</b>	<b>1,503</b>	<b>4,955</b>	<b>860</b>	<b>2,432</b>	<b>1,355</b>	<b>1,907</b>	<b>676</b>	<b>1,017</b>	<b>920</b>

Quotas for WMUs 1-42 include tags which were put aside for the draw for Northern Residents.

## 5

## 2015 Calf Moose Tag Draw Gun and Bow Hunting Quotas and Applications

WMU	Gun Quota	POOL 1 APPLICATIONS		POOL 2 APPLICATIONS		Bow Quota	POOL 1 APPLICATIONS		POOL 2 APPLICATIONS	
		Choice 1	Choice 2	Choice 1	Choice 2		Choice 1	Choice 2	Choice 1	Choice 2
	G-CALF	G-CALF	G-CALF	G-CALF	G-CALF	B-CALF	B-CALF	B-CALF	B-CALF	B-CALF
48	29	171	258	44	56	18	15	122	46	38
55A	73	29	181	49	42	50	4	25	30	18
55B	0	0	0	0	0	0	0	0	0	0
57	45	59	246	50	63	50	6	61	26	18
<b>TOTAL</b>	<b>147</b>	<b>259</b>	<b>685</b>	<b>143</b>	<b>161</b>	<b>118</b>	<b>25</b>	<b>208</b>	<b>102</b>	<b>74</b>

## A Message from Ontario's Conservation Officers

**Any camps put up by hunters on Crown land are subject to the 21 day camping rule and must be removed within this time period.**

1-877-847-7667



## Elk Regulations

**Licence fees are found on page 14.**

After disappearing from Ontario in the late 1800s due to pressures from human settlement, elk were restored to four areas of the province more than a decade ago. Thanks to the support and contributions of all involved, elk are once again an important part of Ontario's biodiversity.

### Information for All Elk Hunters

Elk hunting is new to Ontario and some of the regulations are different from moose and deer hunting. Carefully review the regulations and draw application instructions if you are interested in applying for an elk hunting opportunity in southern Ontario. Application and licence fees are found on page 14.

The elk hunt will take place only in parts of southern Ontario where the elk herd is now self-sustaining and can support limited hunting opportunities.

### Firearms

**Big game, including elk, may only be hunted with a firearm (this includes bows).** Specifications on the firearms, bows, bolts and arrows that are permitted when hunting elk can be found on page 24.

### Dogs

Dogs may not be used to hunt elk. **EXCEPTION: Dogs may be used to track an elk that has been lawfully wounded in the hunt (see page 26 for more information).**

### Attractants

In order to prevent the introduction of Chronic Wasting Disease, products that contain bodily fluids (urine, gland oil, feces, saliva, etc.) of a member of the deer family (including deer, moose, and elk) are not permitted to be possessed or used for the purposes of hunting in Ontario. Hunters are allowed to possess and use artificial or plant-based products that can attract wildlife or be used as a cover scent.

### Elk Hunting on Private Property

If you wish to hunt elk on private land, you must have with you a valid elk licence and the written consent of the landowner on the form provided by the ministry. The required form will be distributed by mail to elk seal and licence tag recipients.



### Modified Party Hunting for Elk

Party hunting for elk is permitted during the open season for elk **under a set of specific conditions listed on page 25, and with the additional restrictions described below:**

- A person may only party hunt with the holder of an elk seal if they are part of the seal holder's hunting group, with the seal number listed on their licence tag. Hunters wishing to party hunt for elk must apply to the elk draw as a group and list all members on the same application.

**NOTE:** A person hunting under the authority of a Hunter Apprenticeship Safety Card and under the direct and immediate supervision of a member of the elk hunting group is permitted to participate in the elk hunt.

- Party hunting for elk is limited to a maximum of four hunters (including the seal holder, but not including apprentice hunters).
- Multiple parties may not hunt cooperatively.

Because of these restrictions, party hunting for elk is referred to as "Modified Party Hunting".

### Sealing and Transporting Elk

**An elk licence tag must be carried by the recipient at all times while hunting elk.**

If you have killed an elk while hunting alone, you must, **immediately** after the kill and at the kill site, securely **attach the game seal to the animal in the manner described on the instruction panel attached to the seal. The seal must remain attached while transporting the carcass.**

**If party hunting for elk,** the party member who holds the game seal must, immediately after the kill and at the kill site, **securely attach the game seal to the animal in the manner described on the instruction panel attached to the seal.** Only the seal holder is allowed to attach the game seal to the elk. It is illegal to transfer a game seal in order to seal an elk.

A person who seals an elk must notch out the month, day and time of the kill on the game seal.

## Elk Hunter Mandatory Reporting Requirements

A hunter who has been issued an elk seal through the elk draw must complete and submit the **mandatory reporting questionnaire, either online or through the mail, no later than 14 days after the final day of the elk season.**

## Information for Ontario Residents Wishing to Hunt Elk

### Who can hunt elk in Ontario?

A resident of Ontario may hunt elk under certain conditions if he/she is in possession of a valid hunting version Outdoors Card **and** a current elk hunting licence tag **and** can meet one of the following criteria:

- The hunter has a game seal for a cow or bull elk; **OR**
- The hunter is party hunting in a group (see information on modified party hunting on page 53 and on general party hunting on page 25) with the person whose elk seal number is listed on their licence tag.

A hunter or a party of hunters who fails to get an elk seal through the draw process **is NOT permitted to hunt elk.**

**NOTE:** Hunter apprentices may participate in the elk hunt if hunting with a mentor who has an elk seal or a mentor who is a member of a group in which another hunter has an elk seal.

There is currently no open elk hunting season for non-residents.

## Import, Export and Shipping

See General Regulations, page 30, for information on import, export and shipping.

## Applying to the Elk Hunt Draw

**For a chance to hunt elk, a resident hunter must apply to the draw for a game seal and pay the draw application fee.** No refund of application fees is granted to an applicant who is unsuccessful in the draw.

Hunters may apply to the elk draw as a member of a group or as an individual. You can choose one of three ways to enter the draw for an elk seal:

- By calling the toll-free automated telephone application system at 1-800-288-1155 **OR**
- By going online to [ontario.ca/outdoorscard](http://ontario.ca/outdoorscard) **OR**
- By going to participating ServiceOntario centres.

Your chance of being drawn for an elk seal is the same whether you apply by telephone, online or at a participating ServiceOntario centre.

If you wish to hunt in a party, you will need to apply as a group. If you apply to the elk draw as an individual, you will not be permitted to party hunt.

**The deadline by which a telephone or online application must be completed is by 11:59 p.m. (ET) on June 10, 2016.**

**The deadline by which an application must be received is within regular business hours at participating ServiceOntario centres on June 10, 2016.**

Ministry of Natural Resources  
& Forestry

# Youth Employment

## Make a difference.

Join our team.

Support Ontario's biodiversity.

Future generations will thank you.

Check out our exciting job opportunities.

For more information, visit our website at

[ontario.ca/ReadySetWork](http://ontario.ca/ReadySetWork)

Learn new skills. Discover yourself.



[ontario.ca/ReadySetWork](http://ontario.ca/ReadySetWork)

Ready.Set.Work





# Applying to the Elk Hunt Draw

## Before You Apply – Advance Preparation

For the purposes of harvest management, elk seals are valid for areas smaller than a WMU, referred to as Harvest Areas. WMUs have been sub-divided into Harvest Areas and each Harvest Area has a separate quota.

- Review the map showing the 2016 Harvest Areas for elk hunting and the corresponding quota table on page 58. Using this information, determine your first choice of WMU-Harvest Area. Identifying a second choice is optional.
- Hunters will be randomly assigned the type of elk seal (e.g. bull or cow) according to the annual quota for each Harvest Area

If your Outdoors Card is valid but you have moved since you received it, contact the Outdoors Card Centre at 1-800-387-7011 and provide your current address. This will ensure that you will receive notification of your success in the draw and the option to purchase an elk licence tag.

**If you have any questions regarding your application, or the application process, more information is available from the Outdoors Card Centre at 1-800-387-7011.**

## What Type of Applicant Are You?

To use the telephone or online application system, hunters must decide - prior to applying - which type of applicant they are.

There are three types of draw applicants:

- **Group Leader**
- **Group Member**
- **Individual**

Hunters applying as part of a group will have to decide who the Group Leader is and who the Group Members are. The maximum number of hunters that can apply as one group is four, comprised of the Group Leader and up to three Group Members. **Once a group application has been submitted, changes to group members will not be allowed.**

## Group Leader

The Group Leader must be the first member of the group to apply. The Group Leader is the only member of the group who enters the Hunt Code representing the group's choice of WMU and Harvest Area (refer to the table titled Harvest Areas and Hunt Codes for the 2016 Elk Draw on page 58). The Group Leader is then provided with a Group Reference Number to identify the group and its choice(s). The Group Leader must give the Group Reference Number to the Group Members so they may add their names to the group's application.

## Group Members

Each Group Member must obtain the Group Reference Number from the Group Leader. Each Group Member will be asked for the Group Reference Number so the group can be identified and linked together in the draw.

## Individuals

Individuals must enter the Hunt Code representing their choice(s) of WMU and Harvest Area (refer to the table titled Harvest Areas and Hunt Codes for the 2016 Elk Draw on page 58).

## Applying by Telephone

For your convenience you may apply to the elk draw by calling the toll-free automated telephone application system at **1-800-288-1155**, 24 hours a day, seven days a week from **May 1, 2016, to 11:59 p.m. (ET) on June 10, 2016**. An application fee will be charged to your credit card.

There are numerous benefits to applying to the draw by telephone, including:

- User-friendly system
- Limits data entry errors
- Confirmation of draw entry.

To use the telephone application system, you will need:

- A Touch-Tone™ telephone
- A valid hunting version Outdoors Card
- The 2016 Hunt Code representing the first and optional second choice Wildlife Management Unit and Harvest Area to which you would like to apply (see page 58).
- A valid VISA, MasterCard or American Express credit card
- If applying as part of a group, to decide with your group if you are the Group Leader or a Group Member (refer to definitions above and specific instructions below).

When using the telephone application system, it is important to remember that you must respond to the questions asked by using the keypad of your phone. **Do not speak your answers.**

## Group Leader Instructions and Worksheet

The instructions and worksheet provided below will help you with the telephone application process. **Fill in the worksheet spaces before you call**, and keep this worksheet in front of you during the call so you can record your Group Reference Number. **Before you call** you need to record your Outdoors Card Number, choice(s) of Hunt Codes, and credit card number and expiry date. Hunt Codes are found in the table titled Harvest Areas and Hunt Codes for the 2016 Elk Draw on page 58.

**STEP 1** Contact the members of your group (maximum group size is three plus the leader) to ensure they know you are the Group Leader.

**STEP 2** Call 1-800-288-1155 between **May 1 and June 10, 2016**. This telephone line operates 24 hours a day, seven days a week until 11:59 p.m. (ET), June 10. (We recommend that you call early in the application period. Do not wait until the last day.) When the system prompts you, choose the Elk Draw option.

**STEP 3** When the system prompts you, choose the option to apply as part of a group, and at the next prompt, choose the Group Leader option.

**STEP 4** After the prompt, enter your 15-digit (hunting version) Outdoors Card Number. **Your Outdoors Card Number is:**

7 0 8 1 5 8

**STEP 5** After the prompt, enter your first choice Hunt Code, and second choice Hunt Code (if you have one).

**PLEASE NOTE:** The responsibility for correctly entering the Hunt Code(s) rests solely with the applicant. Listen to your choice(s) carefully before confirming.

	WMU	Harvest Area	Hunt Code
First Choice			
Second Choice			

**STEP 6** Enter your VISA, MasterCard or American Express card number.

**STEP 7** Enter the 4-digit expiry date for your credit card.

Expiry Date:   /    
month year

**STEP 8** Stay on the line while the system authorizes your credit card and provides you with a 7-digit Group Reference Number. Record this number in the space below.

**Group Reference Number:**

**STEP 9** Stay on the line to confirm your postal code to ensure that you receive your elk licence/seal should you or your group be successful in the draw, **and to receive confirmation that your application has been entered in the draw.**

If your postal code is not correct, call the Outdoors Card Centre as soon as possible during regular business hours (1-800-387-7011) to update your address.

**STEP 10** As the last step, contact your Group Members and give them your seven-digit Group Reference Number so that they may call in and add their names to the group's application.

**Keep this worksheet for your files.**

## Group Member Instructions and Worksheet

To use this worksheet, ensure you are a Group Member and not a Group Leader or an Individual Applicant. If you are the first member of your group to apply to the draw by telephone, you are considered the Group Leader and should refer to those instructions before calling. The instructions and worksheet provided below will assist you with the telephone application process. **Fill in the worksheet spaces before you call**, and keep the worksheet in front of you during the call so you can record your Authorization Number. Your Authorization Number is your assurance that you have been entered in the draw. **Before the call** you need to record your Group Reference Number (provided by your Group Leader), your Outdoors Card Number and credit card number with expiry date.

**STEP 1** Call 1-800-288-1155 between **May 1 and June 10, 2016**. This telephone line operates 24 hours a day, seven days a week until 11:59 p.m. (ET), June 10. (We recommend that you call early in the application period. Do not wait until the last day.) When the system prompts you, choose the Elk Draw option.

**STEP 2** When the system prompts you, choose the option to apply as part of a group, and at the next prompt, choose the Group Member option.

**STEP 3** After the prompt enter the seven-digit Group Reference Number provided by your Group Leader.

**Group Reference Number:**

**STEP 4** After the prompt, enter your 15-digit (hunting version) Outdoors Card Number. **Your Outdoors Card Number is:**

7 0 8 1 5 8

**STEP 5** A recording will tell you your group's Hunt Code, WMU and Harvest Area choice(s) as selected by your Group Leader.

**STEP 6** Enter your VISA, MasterCard or American Express card number:

**STEP 7** Enter the 4-digit expiry date for your credit card.

Expiry Date:   /    
month year

**STEP 8** Stay on the line while the system authorizes your credit card number and provides your Authorization Number. Record your Authorization Number in the space below.

**Authorization Number:**

**STEP 9** Stay on the line to confirm your postal code to ensure that you receive your elk licence/seal should you or your group be successful in the draw, **and to receive confirmation that your application has been entered in the draw.** At the end of the call you will be told the number of people who have applied to your group (including yourself).

If your postal code is not correct, call the Outdoors Card Centre as soon as possible during regular business hours (1-800-387-7011) to update your address.

**Keep this worksheet for your files.**

## Individual Applicant Instructions and Worksheet

The instructions and worksheet provided below will help you with the telephone application process. **Fill in the worksheet spaces before you call**, and keep this worksheet in front of you during the call so you can record your Authorization Number. Your Authorization Number is your assurance that you have been entered in the draw. **Before you call** you need to record your Outdoors Card Number, choice(s) of Hunt Codes, and credit card number and expiry date. Hunt Codes are found in the table titled Harvest Areas and Hunt Codes for the 2016 Elk Draw on page 58.

### STEP 1 Call 1-800-288-1155 between May 1 and June 10, 2016.

This telephone line operates 24 hours a day, seven days a week until 11:59 p.m. (ET), June 10. (We recommend that you call early in the application period. Do not wait until the last day.) When the system prompts you, choose the Elk Draw option.

**STEP 2** When the system prompts you, choose the option to apply as an Individual.

**STEP 3** After the prompt, enter your 15-digit (hunting version) Outdoors Card Number.

Your Outdoors Card Number is:

7 0 8 1 5 8

**STEP 4** After the prompt, enter your first choice Hunt Code, and your second choice Hunt Code (if you have one).

**PLEASE NOTE:** The responsibility for correctly entering the Hunt Code(s) rests solely with the applicant. Listen to your choice(s) carefully before confirming. You will be given the opportunity during the call to change your selection(s) if you have made a mistake.

	WMU	Harvest Area	Hunt Code
First Choice			
Second Choice			

**STEP 5** Enter your VISA, MasterCard or American Express card number:

**STEP 6** Enter the 4-digit expiry date for your credit card.

Expiry Date:   /    
month year

**STEP 7** Stay on the line while the system authorizes your credit card number and provides your Authorization Number. Record your Authorization Number in the space below.

Authorization Number:

**STEP 8 Stay on the line** to confirm your postal code to ensure that you receive your elk licence/seal should you be successful in the draw, **and to receive confirmation that your application has been entered in the draw.**

If your postal code is not correct, call the Outdoors Card Centre as soon as possible during regular business hours (1-800-387-7011) to update your address.

Keep this worksheet for your files.

## Applying By Internet

Through [ontario.ca/outdoorscard](http://ontario.ca/outdoorscard), you will be able to apply to the elk draw as a group leader, group member or as an individual.

**The deadline for completing applications online is 11:59 p.m. (ET) on June 10, 2016.**

To apply to the draw online, you will need:

- A valid hunting version Outdoors Card number
- A VISA, MasterCard or American Express credit card.
- The first and second choice (if you have one) Wildlife Management Units and Harvest Area to which you would like to apply.

You will be asked to confirm your answers, and will be given the opportunity to change an answer if you make a mistake. The information that you enter electronically online is your direct application to the draw. **Be sure to save a copy of your draw application receipt for future reference using the "Print Receipt" button once your draw application has been submitted.**

## Applying at a Participating ServiceOntario Centre

**The deadline for completing applications at a participating ServiceOntario centre is within regular business hours on June 10, 2016.**

To apply to the elk draw, you will need:

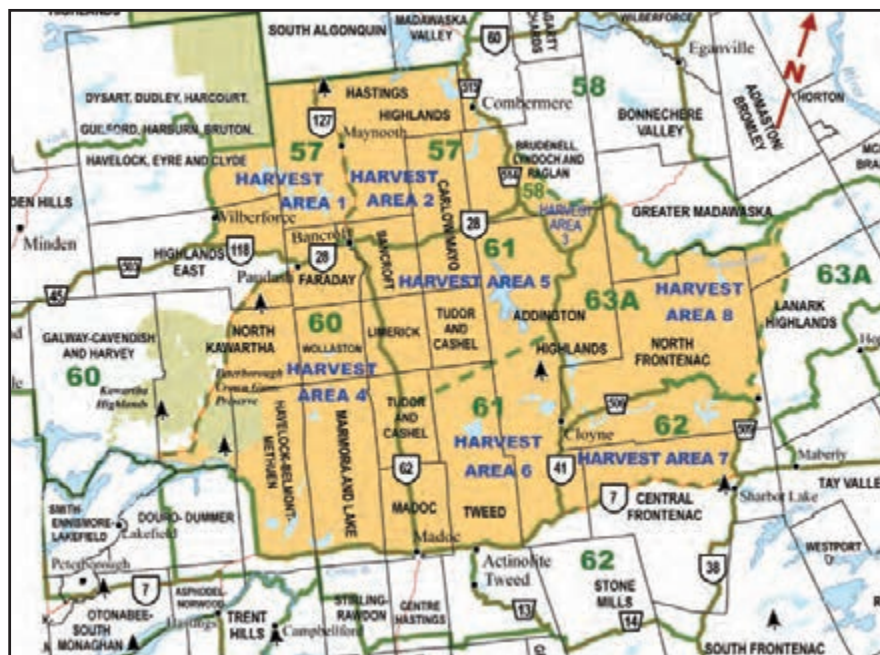
- A valid hunting version Outdoors Card
- The hunt code for your first and second choice (if you have one) Wildlife Management Units and Harvest Areas to which you would like to apply OR
- If applying as a member of a group, your group reference number provided to you by your Group Leader

**NOTE: Check your draw confirmation receipt prior to leaving the ServiceOntario centre to ensure your choices have been correctly entered.**



## Harvest Areas for Elk

For the purposes of harvest management, elk seals are valid for areas smaller than a WMU, referred to as Harvest Areas. WMUs have been sub-divided into Harvest Areas and each Harvest Area has a separate quota. Harvest Area boundaries are described in the table below the map.



For detailed information on WMU boundaries, go to [ontario.ca/hunting](http://ontario.ca/hunting).

### Harvest Areas and Hunt Codes for the 2016 Elk Draw (Open Season Dates and Seal Quotas)

WMU	Harvest Area	Hunt Code	Description of Harvest Area Boundary	2016 Resident Open Season	Seal Quota	
					Bulls	Cows
57	1	100	The part of WMU 57 west of a line formed by Hwy 62 south of Maynooth and Hwy 127 north of Maynooth.	September 19 to October 2, 2016	1	1
57	2	101	The part of WMU 57 east of a line formed by Hwy 62 south of Maynooth and Hwy 127 north of Maynooth.		2	15
58	3	110	The part of WMU 58 south and west of the Madawaska River.		1	1
60	4	120	The part of WMU 60 east of Hwy 28.		1	3
61	5	130	The part of WMU 61 north of the northern edge of the Hydro One transmission line (X1P) running through Tudor, Grimsthorpe and Effingham Townships.		2	8
61	6	131	The part of WMU 61 south of the northern edge of the Hydro One transmission line (X1P) running through Tudor, Grimsthorpe and Effingham Townships.		2	14
62	7	140	The part of WMU 62 north of Hwy 7.		1	1
63A	8	150	The part of WMU 63A west of the former K&P Railway line.		1	1



Hunters who are drawn for an elk seal and choose to purchase their elk licence tag are not eligible to receive another elk seal in their name for five years, but may continue to be listed as a member of a group and party hunt for elk during this time. Hunters who are part of a group with an elk seal recipient are still eligible to receive an elk seal next year. A successful group applicant may be eligible to transfer their elk tag in certain circumstances. Please contact the Outdoors Card Centre at 1-800-387-7011 for more information.

### What should I know about collared/ear tagged elk?

Hunters should avoid harvesting elk that have been collared. These collared animals are an important component of ongoing elk research and monitoring programs (see page 6 regarding consumption of chemically immobilized animals). **No replacement seals will be issued in these circumstances.**

### Draw Results and Information for Hunters Successful in the Draw

Draw applicants should call the toll-free Draw Results line at 1-800-288-1155 or go online to [ontario.ca/outdoorscard](http://ontario.ca/outdoorscard) to determine the results of the elk draw. This automated line and website are available 24 hours a day, seven days a week from August 2 until December 31. Hunters will need their 15-digit Outdoors Card number to access their draw record. Hunters who receive an elk seal in the draw and all members of his or her elk hunting group will be notified in early August that they are eligible to purchase an elk licence tag, and must do so before they can hunt elk. Only successful draw applicants will be notified.

Hunters who purchase an elk licence tag will receive their elk seal (if applicable).

### 2015 Elk Validation Tag Draw Provincial Summary

#### General Draw Statistics

Total tags available.....	55
Total applicants entered in the draw.....	1,775

#### First Choice Applications by Area

57 Area 1 .....	22
57 Area 2 .....	555
58 Area 3 .....	16
60 Area 4 .....	66
61 Area 5.....	721
61 Area 6.....	346
62 Area 7 .....	26
63A Area 8.....	23

**BE FireSmart®**



[ontario.ca/fireprevention](http://ontario.ca/fireprevention)

**It's wildfire season, don't be the reason.**

#### Safe Campfires are:

1. **Built** on bare soil or exposed rock
2. **Sheltered** from the wind
3. Located at least **three metres** from the forest, overhanging branches or other flammable material
4. **Small**. A small fire is best for cooking and is easier to control and put out. The forest is no place for a bonfire.
5. **Put out as soon as possible**: douse with water then stir the ashes with a stick or shovel to uncover hot coals, and douse again.

#### Safe Campfires have:

6. A pail of **water** and a shovel at hand to control the fire
7. **Someone tending** them at all times.

For more information contact your local Ministry of Natural Resources and Forestry Fire Office or visit us at [ontario.ca/fireprevention](http://ontario.ca/fireprevention).

# White-tailed Deer Regulations

## Information for All Deer Hunters

### Licence fees are found on page 14.

In areas where the use of dogs is prohibited for hunting, licensed dogs may be used to track a deer that has been wounded as a result of a legal hunting activity (see page 26 for more information).

### Firearms

**Big game, including deer, may only be hunted with a firearm (this includes bows).** When hunting deer, you may use or carry a firearm of the type permitted for hunting deer at that time in that Wildlife Management Unit (WMU). For example, when hunting deer during a bows-only season, you may use or carry only bow hunting equipment; you may not carry a rifle or shotgun for hunting other species.

**Specifications on the firearms, bows, bolts and arrows that are permitted when hunting deer can be found on page 24.**

### Attractants

In order to prevent the introduction of Chronic Wasting Disease, products that contain bodily fluids (urine, gland oil, feces, saliva, etc.) of a member of the deer family (including deer, moose, and elk) are not permitted to be possessed or used for the purposes of hunting in Ontario. Hunters are allowed to possess and use artificial or plant-based products that can attract wildlife or be used as a cover scent.

### Party Hunting for Deer

Party hunting for deer is permitted during the open season for deer **under a set of specific conditions. The list of conditions can be found on page 25.**

A person shall not hunt deer in a party during a controlled deer hunt season unless he or she holds a controlled deer hunt validation tag valid for that hunt. The exception is a hunter apprentice hunting with a mentor (in which case the mentor must have a controlled deer hunt validation tag).

### Sealing and Transporting Deer

**The controlled deer hunt validation tag must be carried by the recipient at all times while hunting in a controlled hunt.**

If you have killed a deer while hunting alone, you must, **immediately** after the kill and at the kill site, securely **attach the game seal to the animal in the manner described on the instruction panel attached to the game seal or found on the back of the game seal. The seal must remain attached while transporting the carcass.**

**If party hunting for deer,** the member whose licence has been validated for the type that has been killed must, **immediately** after the kill and at the kill site, securely **attach the game seal to the animal in the manner described on the instruction panel attached to the game seal or found on the back of the game seal.**



A person who seals a deer must notch out the month, day and time of the kill on the game seal.

Only the hunter whose game seal is to be used is allowed to attach the game seal to the deer. It is illegal to transfer a game seal in order to seal a deer.

### Import, Export and Shipping

See General Regulations, page 30, for information on import, export and shipping.

## Information for Non-Residents Wishing to Hunt Deer

### Guides

Non-residents must employ one licensed guide for each two hunters when hunting deer in the Territorial District of Rainy River. WMUs within the Territorial District of Rainy River are 9B, 10, 11A and part of 7B and 12B.

### Crown Land Camping Restrictions for Non-Residents of Canada - WMUs 6, 7B, 9A, 9B

All Crown land camping in Ontario is regulated; see page 27 for more information.

Non-residents must also be aware that Crown land camping is prohibited within 1 km of the following road systems in Kenora and Fort Frances Districts between October 1 and November 15:

- Hwy 71 and roads branching off Hwy 71 from Strachan Road to the junction of Hwy 17
- Hwy 596, Caribou Falls Road and Sand Lake Road and all roads branching off these roads to the junction of the English River Road
- Rush Bay Road and branch roads
- Shoal Lake Road and branch roads
- Gundy Lake Road and branch roads.

For more information, contact the Kenora District Office at (807) 468-2501 or the Fort Frances District Office at (807) 274-5337.



## Information for Ontario Residents Wishing to Hunt Deer

There are two types of opportunities for Ontario resident deer hunters that involve computerized random draws for validation tags. They are:

- \* The Antlerless Deer Draw – deadline June 30, 2016
- \* The Controlled Deer Hunt Draw – deadline August 31, 2016

An antlerless deer is defined as a deer that has no antlers, or has antlers that are less than 7.5 cm (3 inches) in length.

The antlerless deer validation tag program allocates a limited number of antlerless tags in each WMU, which controls the number of antlerless deer harvested. This program allows any legally licensed hunter to harvest an antlered deer, but an antlerless deer can be harvested only if the hunter or hunting party holds an antlerless deer validation tag.

The term **“controlled deer hunt”** means that the number of deer hunters hunting in a WMU is controlled or limited. Controlled deer hunts take place in southern and southwestern Ontario.

## Additional Deer Seals

When deer populations in certain WMUs warrant, hunters may be offered the opportunity to purchase game seals to harvest additional deer.

In early July, hunters who purchased an additional deer seal in 2014 or 2015 will be mailed a brochure confirming the WMUs that will offer additional deer seals and containing the hunt codes required to use this system. (If you do not receive a brochure, please call the Outdoors Card Centre at 1-800-387-7011 or view it on the MNR website at [ontario.ca/hunting](http://ontario.ca/hunting)).

Additional deer seals will be available beginning July 13, on a first come, first served basis. Additional deer seals may be made available to non-resident hunters in WMUs with a non-resident deer season. Please check the brochure each year to determine if additional seals are available to non-residents.

Additional deer seals for Controlled Deer Hunts will be sold in October as outlined in the brochure. Hunters may only purchase an additional deer seal for the controlled hunt in the WMU and season in which they were successful in the draw. Hunters must possess a Controlled Deer Hunt Validation Tag along with their additional deer seal to hunt with their additional seal during the Controlled Deer Hunt Season.

Please refer to the brochure (available in early July) for more information.

**NOTE:** An additional game seal for deer is NOT a deer licence. An additional game seal for deer is valid only if the hunter possesses a current deer licence and a valid Outdoors Card.



# HELP THE CHILDREN IN YOUR LIFE DISCOVER THE WONDERS OF NATURE!

The Ontario Children's Outdoor Charter aims to get children outside to discover the wonders of nature. Spending time outdoors is essential to every child's development, health and well-being. For more information about Charter activities go to:

[www.childrensofdoorcharter.ca](http://www.childrensofdoorcharter.ca)



# Deer Family Comparison

Four different members of the deer family range freely in Ontario. You must have a valid licence for the species you are hunting. There is no open season for caribou and a limited open season for elk, so you must be absolutely certain that the animal you see is the right species, sex and age.

There are differences in the size, shape and colour of moose, white-tailed deer, elk and caribou.



## Woodland Caribou

Size: 1.0 to 1.2 m (3.5-4.0 ft.)  
at the shoulders  
Bull: 160 to 210 kg (353-464 lb)  
Cow: 110 to 150 kg (243-331 lb)

## Moose

Size: 1.5 to 1.8 m (5.5-6.0 ft.)  
at the shoulders  
Bull: 400 to 545 kg (880-1,200 lb)  
Cow: 375 to 535 kg (825-1,180 lb)



## Elk

Size: 1.2 to 1.5 m (4.0-5.0 ft.)  
at the shoulders  
Bull: average 354 kg (780 lb)  
Cow: 227 to 239 kg (500-525 lb)

## White-Tailed Deer

Size: 0.9 to 1.1 m (3.0-3.5 ft.)  
at the shoulders  
Adult buck: 45 to 136 kg (100-300 lb)  
Adult doe: 39 to 60 kg (85-130 lb)

## Antlerless Deer

### Applying to the Draw for an Antlerless Deer Validation Tag

Any resident of Ontario who has a valid hunting version Outdoors Card may apply to the draw for an antlerless deer validation tag. Hunters who receive a validation tag in the draw are permitted to harvest their choice of **EITHER** an antlerless deer in the WMU specified on the tag **OR** an antlered deer anywhere in the province during the open season – with the exception of during a controlled hunt. See page 69 for information on hunting during a controlled deer hunt season.

Licensed hunters who do not apply to the antlerless draw, or who are not successful in the draw for an antlerless deer validation tag, may harvest an antlered deer only, anywhere in the province during the open season, with the following exceptions:

- When party hunting with a party member that possesses an antlerless validation tag.
- When the hunter possesses an additional deer seal validated for an antlerless deer.
- Only hunters with the proper validation tag may hunt in a controlled hunt.

Hunters who wish to apply to the antlerless deer draw may use one of three methods. For your convenience, you may purchase your resident's deer licence tag and apply to the antlerless deer draw in one toll-free call to 1-800-288-1155 between March 1 and June 30, 2016. This line is available 24 hours a day, seven days a week. You may also purchase a deer licence and enter the draw, online at [ontario.ca/outdoorscard](http://ontario.ca/outdoorscard) or at participating ServiceOntario centres and licence issuers.

Your chance of being drawn for an antlerless deer validation tag is the same whether you apply by telephone, online or at a participating ServiceOntario centre or licence issuer.

**The deadline for completing applications by telephone and online is 11:59 p.m. (ET) on June 30, 2016.**

**The deadline for completing applications at a participating ServiceOntario centre or licence issuer is within regular business hours on June 30, 2016.**

Whether a hunter applies by telephone, online or at a participating ServiceOntario centre or licence issuer, the responsibility for entering a valid application rests with that hunter. If you have any questions regarding your application or the application process, more information is available from the Outdoors Card Centre at 1-800-387-7011.

### Applying by Telephone

The telephone application system will allow you to both purchase a deer licence and apply to the antlerless validation tag draw in one phone call.

To use this system, you must have a valid hunting version Outdoors Card. If your Outdoors Card has expired, you must renew it before you use the telephone application system. The quickest, most convenient ways to renew are:

- With a call to the toll-free, automated Outdoors Card renewal line at 1-800-288-1155, or
- At [ontario.ca/outdoorscard](http://ontario.ca/outdoorscard).

Once you have successfully completed your Outdoors Card renewal, you may proceed immediately to the telephone application system for the antlerless deer validation tag draw.

For more information on Outdoors Card renewal options, see page 17.

It is recommended that you complete the Antlerless Deer Draw Worksheet for Hunters Applying by Telephone found on page 64 before making your call.

To use the telephone application system, you will need:

- A valid hunting version Outdoors Card number
- A VISA, MasterCard or American Express credit card.
- The first and second choice (if you have one) Wildlife Management Units (including any sub-units) to which you would like to apply
- A Touch-Tone™ telephone.

During your call, listen to the recorded instructions carefully. You will be asked to confirm your answers, and will be given the opportunity to change an answer if you make a mistake. Remember that you must respond to the questions asked by using the telephone keypad. Do not speak your answers. The information that you enter electronically during your telephone call (using your telephone keypad) is your direct application to the draw.

**When keying in the WMU to which you wish to apply, remember that single-digit WMUs (such as 5, 6, 7, etc.) must be entered with a "0" as the first digit. Enter such WMUs by keying 05, 06, 07, etc.** Refer to the table titled Valid Antlerless Deer Wildlife Management Units (2016) on page 64. Remain on the line to get an Authorization Number that confirms you are successfully entered into the antlerless deer draw. **Be sure to record this number at the bottom of your worksheet for future reference.**



Confirm your postal code before hanging up. If your postal code is not correct, call the Outdoors Card Centre during regular business hours (1-800-387-7011) to update your address so your licence (and validation tag if you are successful in the draw) will reach you.

### Valid Antlerless Deer Wildlife Management Units (2016)

01C	21B	50	72B*
02	22	53A	73
03	23	53B*	74A
04	24	54	74B
05	25	55A	75
06	26	55B	76*
07A	27	56	77*
07B	28	57	78*
08	29	58	79*
09A	30	59	80*
09B	31	60	81*
10	34	61	82A
11A	35	62	82B
11B	36	63A	83A
12A	37	63B	84
12B	38	64A	85*
13	39	64B	86*
14	40	65	87*
15A	41	66A	88*
15B	42	66B*	89*
16A	43A	67	90*
16B	43B	68A	91*
16C	44	68B	92*
17	45	69A*	93*
18A	46	69B	94*
18B	47	70*	
19	48	71	
21A	49	72A	

\* Tags for these WMUs are valid only during the bows-only season.

## Antlerless Deer Draw Worksheet for Hunters Applying by Telephone

**NOTE: The antlerless deer draw system does not accept controlled deer hunt applications.**

**Fill in the worksheet before you call**, and keep the worksheet in front of you during the call so you can record your Authorization Number. **Before the call** you need to record your Outdoors Card Number, choice(s) of Wildlife Management Unit(s), and credit card number and expiry date.

Call **1-800-288-1155**, between **March 1 and June 30, 2016**. This telephone line operates 24 hours a day, seven days a week until 11:59 p.m. (ET), June 30. **Be sure to apply early.** If you wait for the last day and cannot get through because the lines are busy, you will not be able to enter the antlerless deer draw. **Do not wait until the last day.**

**NOTE:** If you are having a problem applying by telephone, after your fourth unsuccessful attempt to enter correct information when prompted, you will be given the telephone number of the Outdoors Card Centre. You should call this number as directed during regular business hours for assistance with your draw application. If you do not call this number before the draw deadline, your application will not be entered into the draw.

**STEP 1** When the system prompts you, use the keypad of your telephone to choose the Antlerless Deer Draw entry option.

**STEP 2** After the prompt, enter the 15 digits of your Outdoors Card.

Your Outdoors Card Number is:

7 0 8 1 5 8

**STEP 3** After the prompt, enter your first choice Wildlife Management Unit (WMU). Only the valid WMUs listed on this page will be accepted.

First, enter only the numbers of your WMU. If your WMU has more than one sub-unit, you will be asked to select the sub-unit next.

Your First Choice WMU is:

**PLEASE NOTE:** You will be asked to confirm your choice of WMU. Listen to your choice carefully before confirming it. **The responsibility for entering the correct WMU rests solely with the applicant. You cannot change your choices after you have confirmed them and entered the draw.**

**STEP 4** Repeat step 3 for your second choice WMU.

Your Second Choice WMU is:

**STEP 5** Enter your VISA, MasterCard or American Express card number:

**STEP 6** Enter the four digit expiry date from your credit card.

Expiry Date   /    
month year

**STEP 7** Stay on the line while the system authorizes your credit card number. Record the authorization number for your records.

Your authorization number is:

**STEP 8** Stay on the line to confirm your postal code to ensure that you receive your licence (and validation tag if successful in the draw) when it is mailed to you. If your postal code is not correct, call the Outdoors Card Centre as soon as possible during regular business hours (1-800-387-7011) to update your address. A correct address will ensure you receive your licence and game seal.

Keep this worksheet for your records.

## Applying by Internet

Through [ontario.ca/outdoorscard](http://ontario.ca/outdoorscard), you will be able to both purchase a deer licence and apply to the antlerless validation tag draw at one time or in separate transactions.

**The deadline for completing applications online is 11:59 p.m. (ET) on June 30, 2016.**

To use the website, you will need:

- A valid hunting version Outdoors Card number
- A VISA, MasterCard or American Express credit card if purchasing a deer licence.
- The first and second choice (if you have one) Wildlife Management Units (including any sub-units) to which you would like to apply.

You will be asked to confirm your answers, and will be given the opportunity to change an answer if you make a mistake. The information that you enter electronically online is your direct application to the draw. **Be sure to save a copy of your draw application receipt for future reference using the "Print Receipt" button once your draw application has been submitted.**

## Applying at a Participating ServiceOntario Centre or Licence Issuer

All draw entries must be done electronically, either by telephone, Internet or at a participating ServiceOntario centre or licence issuer. Hunters are able to purchase their licence AND enter the draw at participating licence issuers. **Be sure to check your draw confirmation receipt prior to leaving the ServiceOntario centre or licence issuer to ensure your choices have been correctly entered.** For a list of participating ServiceOntario centres and licence issuers, please visit [ontario.ca/outdoorscard](http://ontario.ca/outdoorscard).

Be sure to submit your application early.

**The deadline for applications made at a participating ServiceOntario centre or licence issuer is within regular business hours on June 30, 2016.**

To apply to the draw at a participating ServiceOntario centre or licence issuer you will need:

- A valid hunting version Outdoors Card number
- The first and second choice (if you have one) Wildlife Management Units (WMU) (including any sub-units) to which you would like to apply. For a list of valid WMUs please refer to the table titled Valid Antlerless Deer Wildlife Management Units (2016) on page 64.

If you have any questions regarding your application or the application process, more information is available from the Outdoors Card Centre at 1-800-387-7011.

## Points to Remember When Applying to the Draw

- Submit only one application in your name.
- Your Outdoors Card must be valid.
- Your application must be received by the deadline.
- Your hunting licence privileges cannot be under suspension.
- **If applying by telephone, you must stay on the line to receive your authorization number and to ensure that you have entered the draw.**
- **If applying by Internet, be sure to print off your receipt indicating your first and second choice (if applicable) WMUs.**
- **If applying at a participating ServiceOntario centre or a licence issuer, be sure to check your draw confirmation receipt prior to leaving the participating ServiceOntario centre or licence issuer to ensure your choices have been correctly entered.**

Whether a hunter applies by telephone, online or at a participating ServiceOntario centre or licence issuer, **the responsibility for entering a valid application rests with the hunter.** If you have any questions regarding your application or the application process, more information is available from the Outdoors Card Centre at 1-800-387-7011.

## Draw Results Telephone Line and Website

Draw applicants should call the toll-free Draw Results Line at 1-800-288-1155 or go online at [ontario.ca/outdoorscard](http://ontario.ca/outdoorscard) to determine the results of the antlerless deer draw. The automated line and website are available 24 hours a day, seven days a week from August 8 until December 31. Hunters will need their 15-digit Outdoors Card number to access their draw record.

## The Mailing of Licences and Antlerless Deer Seals with Validation Tags

All hunters who purchased a deer licence and/or entered the draw on or before the draw deadline will receive their licence and game seal by mail.

If you have not received your licence and game seal within a week of the hunt, visit a participating ServiceOntario centre. You can get a duplicate licence and/or seal with/without validation tag through the participating ServiceOntario centre only after signing a declaration and verifying your address information. There may be a charge for this service. After the season starts, duplicate tags will be issued only at the discretion of the ministry.

If you have moved recently and have not informed the ministry of your new address, you may not receive your licence/validation tag when it is mailed after the draw. Please call the Outdoors Card Centre at 1-800-387-7011 to update your address information.

## 2016 Deer Seasons

### Rifles, Shotguns, Bows and Muzzle-loading guns

Rifles, Shotguns, Bows and Muzzle-loading guns are permitted during many of these seasons; check the conditions under which you may hunt. Those seasons located in southern Ontario that include Sundays are subject to the Sunday gun hunting restrictions (see page 26).

WMU(s)	Resident – Open Season	Non-resident – Open Season	Conditions (Restrictions Only)
1C, 16A, 16B, 16C, 17	Sept. 17 to Dec. 15	No season	
2, 3, 4, 11B, 13, 14, 15A, 15B, 18A, 18B, 19, 21A,	Oct. 8 to Dec. 15	No season	
5	Oct. 1 to Oct. 7	No season	Bows, muzzle-loading guns only; no dogs
5	Oct. 8 to Dec. 15	No season	No dogs
6, 7B+, 9A, 9B+, 11A+	Oct. 1 to Oct. 7	Oct. 1 to Oct. 7	Bows and muzzle-loading guns only; no dogs +Non-Resident Guide Requirement in the Territorial District of Rainy River
6, 7B+, 9A, 9B+, 11A+, 12A, 12B+	Oct. 8 to Dec. 15	Oct. 8 to Nov. 15	+Non-Resident Guide Requirement in the Territorial District of Rainy River
7A	Oct. 8 to Dec. 15	Oct. 8 to Nov. 15	Bows and muzzle-loading guns only
8	Oct. 15 to Oct. 28	Oct. 15 to Oct. 28	Bows and muzzle-loading guns only; no dogs
8	Oct. 29 to Dec. 15	Oct. 29 to Dec. 15	No dogs
10	Oct. 29 to Dec. 15	Oct. 29 to Nov. 15	Non-Resident Guide Requirement; no dogs
18B	Sept. 17 to Oct. 7	No season	Bows and muzzle-loading guns only
21B	Oct. 8 to Dec. 15	Oct. 10 to Nov. 15	
22, 23, 24, 27, 30, 34*	Oct. 8 to Nov. 15	Oct. 10 to Nov. 15	* Excluding parts of WMU 34 that lie within the boundaries of Lake Superior Provincial Park
25	Sept. 17 to Dec. 15	Sept. 19 to Nov. 15	
26	Sept. 17 to Oct. 31	Sept. 19 to Oct. 31	
28, 29, 31, 35, 36, 37, 38, 39, 40, 41, 42	Nov. 7 to Nov. 19	Nov. 7 to Nov. 19	
43A, 43B	Nov. 21 to Nov. 27	Nov. 21 to Nov. 27	Landowner's written permission required; no dogs. Burpee Twp. is in WMU 43B
44	Nov. 7 to Nov. 19	Nov. 7 to Nov. 19	Landowner's written permission required; no dogs
45	Nov. 12 to Nov. 18	Nov. 12 to Nov. 18	No dogs
46, 47, 48, 49, 50, 53A, 54, 55A, 55B, 56, 57, 58, 59, 60, 61, 62, 63A, 63B, 64A, 66A, 67, 68A, 74B	Nov. 7 to Nov. 20	Nov. 7 to Nov. 20	
59	Dec. 5 to Dec. 11	Dec. 5 to Dec. 11	Bows and muzzle-loading guns only
65, 71, 72A, 73, 75	Nov. 7 to Nov. 20	Nov. 7 to Nov. 20	Bows, shotguns and muzzle-loading guns only; no dogs
37, 60, 61, 62, 63A, 63B, 64A, 64B, 65, 66A, 67, 68A, 68B, 69B, 71, 72A, 73, 74A, 74B, 75	Dec. 5 to Dec. 11	Dec. 5 to Dec. 11	Bows and muzzle-loading guns only; no dogs
43A, 43B	Dec. 5 to Dec. 11	Dec. 5 to Dec. 11	Landowner's written permission required; bows and muzzle-loading guns only; no dogs
64B, 68B, 69B, 74A	Nov. 7 to Nov. 20	Nov. 7 to Nov. 20	Bows, shotguns and muzzle-loading guns only
82A, 82B, 83A, 84	Nov. 7 to Nov. 12	Nov. 7 to Nov. 12	No dogs
82A, 82B, 83A, 84	Dec. 5 to Dec. 10	Dec. 5 to Dec. 10	Bows and muzzle-loading guns only; no dogs
82B	Nov. 21 to Nov. 26	Nov. 21 to Nov. 26	Bows and muzzle-loading guns only; no dogs



## Bow Hunting Seasons

Bow hunters wishing to hunt antlerless deer in a WMU with a bows-only season (refer to the 2016 Bows-Only Seasons - Deer table) must be successful in receiving an antlerless deer tag for that WMU through the draw, or be party hunting with another hunter that possesses a valid antlerless tag for that WMU (see party hunting rules on page 25).

Do not apply for an antlerless deer validation tag in a WMU with a controlled hunt unless you plan to hunt with a bow during the bows-only season. You must apply to the controlled hunt draw if you wish to hunt with a permitted firearm other than a bow during the controlled season.

### 2016 Bows-Only Seasons – Deer (No Dogs)

WMU(s)	Resident – Open Season	Non-resident– Open Season	WMU(s)	Resident – Open Season	Non-resident– Open Season
2, 3, 4, 11B, 13, 14, 15A, 15B, 19, 21A	Sept. 1 to Oct. 7	No season	65	Oct. 1 to Oct. 4 Oct. 15 to Nov. 6 Nov. 21 to Dec. 4 Dec. 12 to Dec. 31	Oct. 1 to Oct. 4 Oct. 15 to Nov. 6 Nov. 21 to Dec. 4 Dec. 12 to Dec. 31
5	Sept. 1 to Sept. 30	No season			
6, 7B*, 9A, 9B*, 11A*	Sept. 1 to Sept. 30	Sept. 17 to Sept. 30			
8	Sept. 1 to Oct. 14	Oct. 1 to Oct. 14			
10*	Oct. 1 to Oct. 28	Oct. 1 to Oct. 28	66B	Nov. 14 to Nov. 19	Nov. 14 to Nov. 19
12A, 12B*	Sept. 1 to Oct. 7	Sept. 17 to Oct. 7	69A1, 69A3, 72B	Oct. 1 to Dec. 31	Oct. 1 to Dec. 31
18A	Sept. 17 to Oct. 7	No season	69A2, 70	Oct. 1 to Dec. 4 Dec. 12 to Dec. 31	Oct. 1 to Dec. 4 Dec. 12 to Dec. 31
21B	Sept. 1 to Oct. 7	Sept. 1 to Oct. 7	76A, 76B, 76C, 76D, 76E, 77A, 77B, 77C, 78A, 78B, 81A, 81B	Oct. 1 to Nov. 6 Nov. 12 to Dec. 4 Dec. 10 to Dec. 31	No Season
22, 23, 24, 27, 30	Sept. 1 to Oct. 7 Nov. 16 to Nov. 30	Sept. 1 to Oct. 7 Nov. 16 to Nov. 30	78C, 78D, 78E, 87A, 88, 94A	Oct. 1 to Dec. 31	No Season
28, 29, 31, 35, 38, 39, 40, 41	Oct. 1 to Nov. 6 Nov. 20 to Nov. 30	Oct. 1 to Nov. 6 Nov. 20 to Nov. 30	79C, 79D	Oct. 1 to Nov. 6 Nov. 12 to Dec. 31	No Season
34**	Nov. 16 to Nov. 30	Nov. 16 to Nov. 30	80, 85A, 85B, 85C, 87B, 87C, 87D, 87E, 89A, 89B, 90A, 90B, 93A, 93B	Oct. 1 to Nov. 6 Nov. 14 to Dec. 4 Dec. 12 to Dec. 31	No Season
36, 42	Oct. 1 to Nov. 6 Nov. 20 to Dec. 15	Oct. 1 to Nov. 6 Nov. 20 to Dec. 15			
37	Oct. 1 to Nov. 6 Nov. 20 to Dec. 4 Dec. 12 to Dec. 15	Oct. 1 to Nov. 6 Nov. 20 to Dec. 4 Dec. 12 to Dec. 15			
43A***, 43B***	Oct. 1 to Nov. 20	Oct. 1 to Nov. 20			
44***	Oct. 1 to Nov. 6	Oct. 1 to Nov. 6	82A, 83A, 84	Oct. 1 to Nov. 6 Nov. 13 to Dec. 4 Dec. 11 to Dec. 31	Oct. 1 to Nov. 6 Nov. 13 to Dec. 4 Dec. 11 to Dec. 31
45	Oct. 1 to Nov. 4 Nov. 21 to Dec. 15	Oct. 1 to Nov. 4 Nov. 21 to Dec. 15	82B	Oct. 1 to Nov. 6 Nov. 13 to Nov. 20 Nov. 27 to Dec. 4 Dec. 11 to Dec. 31	Oct. 1 to Nov. 6 Nov. 13 to Nov. 20 Nov. 27 to Dec. 4 Dec. 11 to Dec. 31
46, 47, 48, 49, 50, 53A, 57, 58	Oct. 1 to Nov. 6 Nov. 21 to Dec. 15	Oct. 1 to Nov. 6 Nov. 21 to Dec. 15			
53B	Oct. 1 to Nov. 6 Nov. 12 to Dec. 15	Oct. 1 to Nov. 6 Nov. 12 to Dec. 15	86A, 86B	Oct. 1 to Dec. 4 Dec. 12 to Dec. 31	No Season
54****, 55A, 55B, 56	Oct. 1 to Nov. 6 Nov. 21 to Dec. 15	Oct. 1 to Nov. 6 Nov. 21 to Dec. 15	91A, 91B, 92A, 92B, 92C, 92D	Oct. 1 to Nov. 6 Nov. 14 to Nov. 20 Nov. 28 to Dec. 4 Dec. 12 to Dec. 31	No Season
59, 63B, 64A, 64B, 66A, 67, 68A, 68B, 69B, 71, 72A, 73, 74A, 74B, 75	Oct. 1 to Nov. 6 Nov. 21 to Dec. 4 Dec. 12 to Dec. 31	Oct. 1 to Nov. 6 Nov. 21 to Dec. 4 Dec. 12 to Dec. 31	93C	Contact the Aylmer District Office	No Season
60, 61, 62, 63A	Oct. 1 to Nov. 6 Nov. 21 to Dec. 4 Dec. 12 to Dec. 15	Oct. 1 to Nov. 6 Nov. 21 to Dec. 4 Dec. 12 to Dec. 15	94B	Oct. 1 to Nov. 6 Nov. 14 to Dec. 31	No Season

\* Non-Resident Guide Requirement in 9B, 10, 11A and parts of 7B and 12B in the Territorial District of Rainy River (page 60)

\*\* Excluding parts of WMU 34 which lie within the boundaries of Lake Superior Provincial Park

\*\*\* Landowner's written permission required in 43A, 43B and 44

\*\*\*\* Excluding parts of WMU 54 which lie within the boundaries of Algonquin Provincial Park

# 2015 Antlerless Deer Validation Tag Draw Results

## For Regular Season Tags

WMU	QUOTA	APPLICATIONS		ALLOCATIONS		% CHANCE ON FIRST CHOICE	WMU	QUOTA	APPLICATIONS		ALLOCATIONS		% CHANCE ON FIRST CHOICE
		1ST	2ND	1ST	2ND				1ST	2ND	1ST	2ND	
01C	20	6	1	6	0	100%	55A	500	942	696	500	0	53%
02	60	5	21	5	1	100%	55B	650	1,735	1,184	650	0	37%
03	200	107	87	107	5	100%	56	1,850	2,562	1,619	1,850	0	72%
04	100	17	39	17	5	100%	57	2,000	3,288	2,008	2,000	0	61%
05	400	261	277	261	5	100%	58	1,900	3,859	2,343	1,900	0	49%
06	50	39	173	39	5	100%	59	1,665	2,641	1,826	1,665	0	63%
07A	50	6	18	6	1	100%	60	4,000	6,462	3,418	4,000	0	62%
07B	1,000	755	456	755	6	100%	61	1,800	3,914	2,411	1,800	0	46%
08	700	598	347	598	6	100%	62	600	2,697	1,666	600	0	22%
09A	300	71	143	71	15	100%	63A	1,700	4,330	2,254	1,700	0	39%
09B	300	373	359	300	0	80%	63B	400	1,158	1,077	400	0	35%
10	1,400	1,320	728	1,320	27	100%	64A	1,400	2,135	1,463	1,400	0	66%
11A	250	206	146	206	12	100%	64B	215	662	756	215	0	32%
11B	75	32	84	32	2	100%	65	2,600	4,378	2,143	2,600	0	59%
12A	25	7	30	7	4	100%	66A	600	1,507	917	600	0	40%
12B	250	156	285	156	11	100%	67	400	3,383	2,078	400	0	12%
13	2,500	2,258	1,287	2,258	27	100%	68A	200	868	736	200	0	23%
14	150	7	14	7	1	100%	68B	500	1,548	1,060	500	0	32%
15A	150	12	28	12	4	100%	69B	350	136	274	136	176	100%
15B	200	64	154	64	15	100%	71	800	792	829	792	8	100%
16A	20	2	1	2	0	100%	72A	600	933	634	600	0	64%
16B	20	1	7	1	2	100%	73	1,600	1,983	1,600	1,600	0	81%
16C	20	0	2	0	0	100%	74A	350	382	578	350	0	92%
17	20	2	3	2	2	100%	74B	850	660	586	660	164	100%
18A	20	8	8	8	1	100%	75	900	1,145	877	900	0	79%
18B	20	1	1	1	1	100%	82A	6,100	6,248	2,589	6,100	0	98%
19	40	4	10	4	2	100%	82B	650	783	739	650	0	83%
21A	200	68	90	68	9	100%	83A	150	718	375	150	0	21%
21B	50	5	18	5	9	100%	84	3,000	3,179	1,410	3,000	0	94%
22	50	0	0	0	0	100%	2015 Antlerless Deer Validation Tag Draw Results For Bows-Only Tags						
23	50	0	4	0	1	100%							
24	50	1	5	1	3	100%							
25	50	1	4	1	1	100%							
26	50	1	6	1	2	100%							
27	50	10	3	10	0	100%							
28	100	68	99	68	27	100%	WMU	QUOTA	APPLICATIONS		ALLOCATIONS		% CHANCE ON FIRST CHOICE
29	50	6	19	6	5	100%			1ST	2ND	1ST	2ND	
30	50	9	7	9	2	100%	53B	40	45	96	40	0	89%
31	50	4	6	4	4	100%	66B	30	8	52	8	22	100%
34	30	9	11	9	5	100%	69A	600	445	607	445	155	100%
35	50	17	116	17	33	100%	70	200	267	316	200	0	75%
36	450	1,183	880	450	0	38%	72B	50	39	92	39	11	100%
37	425	1,154	814	425	0	37%	76	500	1,030	670	500	0	46%
38	75	43	223	43	32	100%	77	780	892	530	780	0	87%
39	150	773	823	150	0	19%	78	1,093	1,093	746	1,093	0	100%
40	75	17	61	17	25	100%	79	400	285	209	285	34	100%
41	400	1,150	1,003	400	0	35%	80	1,500	1,316	808	1,316	132	100%
42	800	2,477	1,896	800	0	32%	81	500	693	368	500	0	72%
43A	250	846	461	250	0	30%	85	1,200	906	519	906	51	100%
43B	3,500	5,643	2,268	3,500	0	62%	86	500	425	282	425	29	100%
44	25	98	54	25	0	26%	87	1,500	1,176	624	1,176	86	100%
45	525	1,174	611	525	0	45%	88	600	223	280	223	23	100%
46	450	1,921	1,001	450	0	23%	89	1,700	1,719	781	1,700	0	99%
47	6,608	6,608	3,203	6,608	0	100%	90	1,200	1,560	815	1,200	0	77%
48	1,200	1,953	1,561	1,200	0	61%	91	1,000	895	485	895	91	100%
49	1,100	4,269	2,241	1,100	0	26%	92	1,800	2,292	953	1,800	0	79%
50	380	1,569	978	380	0	24%	93	900	1,016	593	900	0	89%
53A	500	2,013	1,239	500	0	25%	94	1,500	1,411	825	1,411	89	100%
54	800	1,228	810	800	0	65%							

# Controlled Deer Hunts

## Applying to the Draw for a Controlled Deer Hunt Validation Tag

Any resident of Ontario who has a valid hunting version Outdoors Card may apply to the draw for a controlled deer hunt validation tag. Tags are randomly assigned by computer. Each hunter who receives a tag in the draw is permitted to hunt a deer in the WMU specified on the tag during the period indicated. If successful in the draw, validation tags are valid for an antlerless or antlered deer, unless otherwise specified (see page 70). **Hunters who are not successful in the draw for a controlled deer hunt validation tag may not participate in the controlled deer hunt.**

**NOTE:** Hunter Apprentices may participate in a controlled hunt if hunting with a mentor who has a controlled deer hunt validation tag (see page 22 for additional information).

Hunters who are applying to the controlled deer hunt draw do not have to purchase a deer licence tag prior to applying to the draw.

**Hunters who receive a validation tag in the draw MUST purchase a deer licence tag before they can hunt in the controlled hunt.**

There are three ways to enter the draw for a controlled deer hunt validation tag:

- By calling the toll-free automated telephone application system at 1-800-288-1155 **OR**
- By going online to [ontario.ca/outdoorscard](http://ontario.ca/outdoorscard) **OR**
- By going to participating ServiceOntario centres or licence issuers.

**NOTE:** If you apply to the regular controlled deer hunt you may not also apply to the farmer/landowner controlled deer hunt. If you choose to apply for a controlled deer hunt validation tag as a farmer/landowner, you must apply with a paper application to ServiceOntario (visit [ontario.ca/outdoorscard](http://ontario.ca/outdoorscard) for a list of participating locations).

Your chance of being drawn for a controlled deer hunt validation tag is the same whether you apply by telephone, online or at a participating ServiceOntario centre or licence issuer. All three application methods are free of charge. **Choose one method only - only those who apply by the deadline will be entered.**

Draw applicants who wish to hunt in a party should apply as a group (using the Group Reference Number provided by the Group Leader) rather than as individuals. The benefit of this is that if your group application is selected in the computerized draw, **every hunter** listed on your application will receive a controlled deer hunt validation tag. The applicant who hunts in a party but applies as an individual risks being the only hunter in the party who is successful, or unsuccessful, in the draw. The maximum number of hunters who can apply as one group is four. **Once a group application has been submitted, changes to group members will not be allowed.**

Whether a hunter applies by telephone, online or at a participating ServiceOntario centre or licence issuer, **the responsibility for entering a valid application rests with that hunter.** If you have any questions regarding your application or

the application process, more information is available from the Outdoors Card Centre at 1-800-387-7011. For a list of WMUs that offer controlled deer hunts, see page 73.

**The deadline for completing applications by telephone and online is 11:59 p.m. (ET) on August 31, 2016.**

**The deadline for completing applications at a participating ServiceOntario centre or licence issuer is within regular business hours on August 31, 2016.**

## Before You Apply – Advance Preparation

You will need a valid hunting version Outdoors Card to apply to the controlled deer hunt draw.

If your Outdoors Card has expired, the quickest, most convenient ways to renew are:

- With a call to the toll-free, automated Outdoors Card renewal line at 1-800-288-1155, or
- At [ontario.ca/outdoorscard](http://ontario.ca/outdoorscard).

Once you have successfully completed your Outdoors Card renewal by either method, you may proceed immediately to the telephone application system or online for the controlled deer hunt draw or submit an electronic application at a participating ServiceOntario centre or licence issuer. For more information on renewal options, see page 17.

If your Outdoors Card is valid but you have moved since you received it, contact the Outdoors Card Centre at 1-800-387-7011 and provide your current address. This will ensure that you receive your tag at your new address if you are successful in the draw. See the 2015 Controlled Deer Hunt Validation Tag Draw Results table on page 74 for a general indication of the chances of receiving a controlled deer hunt validation tag in 2016.

Selecting a WMU that offers a large number of tags and has relatively few applicants will increase a hunter's chance of getting a validation tag in the draw.

## Applying by Telephone

For your convenience, you may apply for a controlled deer hunt validation tag with a toll-free call to **1-800-288-1155** between **August 1, 2016 and 11:59 p.m. (ET) on August 31, 2016.** This line is available 24 hours a day, seven days a week.

There is no fee to apply.

To use the telephone application system, you will need:

- A Touch-Tone™ telephone
- A valid hunting version Outdoors Card
- The 2016 Hunt Code representing the first and (optional) second choice Wildlife Management Units and seasons to which you would like to apply (see page 70)
- If applying as part of a group, to decide with your group if you are the Group Leader or a Group Member. If you call in as the Group Leader, you will be given a Group Reference Number to identify your group. If you are a Group Member, you will be asked for the Group Reference Number provided to the Group Leader so your group can be identified.



When using the telephone application system, it is important to remember that you must respond to the questions asked by using the keypad of your phone. **Do not speak your answers.**

## What Type of Applicant Are You?

To use the telephone application system, hunters must decide – prior to calling – which type of applicant they are. If your group is using the telephone application system, every member of the group must apply to the draw by telephone.

What type of applicant are you?

- Group Leader • Group Member • Individual

Hunters applying as part of a group will have to decide who the Group Leader is and who the Group Members are, prior to submitting their application. The maximum number of hunters that can apply as one group is four, comprised of three Group Members plus the Group Leader. **Once a group application has been submitted, changes to group members will not be allowed.**

**Group Leader** – The Group Leader must be the first member of the group to apply. The Group Leader is the only member of the group who enters the Hunt Code representing the group's choice of WMU and season. (Refer to the table titled Hunt Codes for the 2016 Controlled Deer Hunt Draw on this page.) The Group Leader is then provided with a Group Reference Number to identify the group and its choice(s). The Group Leader must give the Group Reference Number to the Group Members so they may add their names to the group's application.

**Group Members** – Each Group Member must obtain the Group Reference Number from the Group Leader before submitting their application. Each Group Member will be asked for the Group Reference Number so the group can be identified and linked together in the draw.

**Individuals** – Individuals must enter the Hunt Code representing their choice(s) of Wildlife Management Unit and season.

Each Group Member and Individual applicant will be given an Authorization Number. The authorization number confirms that the hunter has been successfully entered into the draw.

**The deadline for completing applications by telephone is 11:59 p.m. (ET) on August 31, 2016.**

## Mandatory Reporting of Controlled Deer Hunt Activities

Hunters who receive a validation tag for the controlled deer hunt, either through the controlled hunt draw or as a farmer/landowner, must report on their hunting activities. The questionnaire will be mailed directly to these hunters, and can be responded to by filling out online, or by return mailing the completed questionnaire.

## Hunt Codes for the 2016 Controlled Deer Hunt Draw

WMU	Season Dates for 2016	Hunt Code	Conditions	
			B=Bow R=Rifles	SG=Shotguns ML=Muzzle-loading guns
53B	Nov. 7 to Nov. 11	300		SG, ML only
69A2**	Dec. 5 to Dec. 11	301		SG, ML only
70	Dec. 5 to Dec. 11	302		SG, ML only
76A*	Nov. 7 to Nov. 11	303		R, SG, ML
	Dec. 5 to Dec. 9	304		R, SG, ML
76B*	Nov. 7 to Nov. 11	305		SG, ML only
	Dec. 5 to Dec. 9	306		SG, ML only
76C*	Nov. 7 to Nov. 11	307		SG, ML only
	Dec. 5 to Dec. 9	308		SG, ML only
76D*	Nov. 7 to Nov. 11	309		SG, ML only
	Dec. 5 to Dec. 9	310		SG, ML only
76E*	Nov. 7 to Nov. 11	311		ML only
	Dec. 5 to Dec. 9	312		ML only
77B	Nov. 7 to Nov. 11	313		SG, ML only
	Dec. 5 to Dec. 9	314		SG, ML only
77C*	Nov. 7 to Nov. 11	315		SG, ML only
	Dec. 5 to Dec. 9	316		SG, ML only
78A	Nov. 7 to Nov. 11	317		SG, ML only
	Dec. 5 to Dec. 9	318		SG, ML only
78B	Nov. 7 to Nov. 11	319		SG, ML only
	Dec. 5 to Dec. 9	320		SG, ML only
79C	Nov. 7 to Nov. 11	321		SG, ML only
79D	Nov. 7 to Nov. 11	322		SG, ML only
80	Nov. 7 to Nov. 13	323		SG, ML only
	Dec. 5 to Dec. 11	324		B, ML only
81A	Nov. 7 to Nov. 11	325		SG, ML only
	Dec. 5 to Dec. 9	326		SG, ML only
81B	Nov. 7 to Nov. 11	327		SG, ML only
	Dec. 5 to Dec. 9	328		SG, ML only
85A	Nov. 7 to Nov. 13	329		SG, ML only
	Dec. 5 to Dec. 11	330		SG, ML only
85B	Nov. 7 to Nov. 13	331		SG, ML only
	Dec. 5 to Dec. 11	332		SG, ML only
85C	Nov. 7 to Nov. 13	333		SG, ML only
	Dec. 5 to Dec. 11	334		SG, ML only
86A	Dec. 5 to Dec. 11	335		SG, ML only
86B	Dec. 5 to Dec. 11	336		SG, ML only
87B	Nov. 7 to Nov. 13	337		SG, ML only
	Dec. 5 to Dec. 11	338		SG, ML only
87C	Nov. 7 to Nov. 13	339		SG, ML only
	Dec. 5 to Dec. 11	340		SG, ML only
87D	Nov. 7 to Nov. 13	341		SG, ML only
	Dec. 5 to Dec. 11	342		SG, ML only
87E	Nov. 7 to Nov. 13	343		SG, ML only
	Dec. 5 to Dec. 11	344		SG, ML only
89A	Nov. 7 to Nov. 13	345		SG, ML only
	Dec. 5 to Dec. 11	346		SG, ML only
89B	Nov. 7 to Nov. 13	347		SG, ML only
	Dec. 5 to Dec. 11	348		SG, ML only
90A	Nov. 7 to Nov. 13	349		SG, ML only
	Dec. 5 to Dec. 11	350		SG, ML only
90B	Nov. 7 to Nov. 13	351		SG, ML only
	Dec. 5 to Dec. 11	352		SG, ML only
91A	Nov. 7 to Nov. 13	353		SG, ML only
	Nov. 21 to Nov. 27	354		ML only
	Dec. 5 to Dec. 11	355		SG, ML only
91B	Nov. 7 to Nov. 13	356		SG, ML only
	Nov. 21 to Nov. 27	357		ML only
	Dec. 5 to Dec. 11	358		SG, ML only
92A	Nov. 7 to Nov. 13	359		ML only
	Nov. 21 to Nov. 27	360		ML only
	Dec. 5 to Dec. 11	361		ML only
92B	Nov. 7 to Nov. 13	362		ML only
	Nov. 21 to Nov. 27	363		ML only
	Dec. 5 to Dec. 11	364		ML only
92C	Nov. 7 to Nov. 13	365		ML only
	Nov. 21 to Nov. 27	366		ML only
	Dec. 5 to Dec. 11	367		ML only
92D	Nov. 7 to Nov. 13	368		ML only
	Nov. 21 to Nov. 27	369		ML only
	Dec. 5 to Dec. 11	370		ML only
93A	Nov. 7 to Nov. 13	371		SG, ML only
	Dec. 5 to Dec. 11	372		SG, ML only
93B	Nov. 7 to Nov. 13	373		SG, ML only
	Dec. 5 to Dec. 11	374		SG, ML only
94B	Nov. 7 to Nov. 13	375		SG, ML only

\* Some Controlled Hunt Validation Tags in units marked with an asterisk (\*) are valid for ANTLERED DEER ONLY.

\*\* WMU 69A2 will be referred to as 69A during the telephone draw entry call.

GROUP LEADER INSTRUCTIONS AND WORKSHEET

The instructions and worksheet provided below will help you with the telephone application process. **Fill in the worksheet spaces before you call**, and keep this worksheet in front of you during the call so you can record your Group Reference Number. **Before you call** you need to record your Outdoors Card Number and choice(s) of Hunt Code. The table titled *"Hunt Codes for the 2016 Controlled Deer Hunt Draw Telephone Application System"* is found on page 70.

**STEP 1** Contact the members of your group (maximum group size is three plus the leader) to ensure they know you are the Group Leader.

**STEP 2** Call **1-800-288-1155** between August 1 and August 31, 2016. This telephone line operates 24 hours a day, seven days a week until 11:59 p.m. (ET), August 31. (We recommend that you call early in the application period. Do not wait until the last day.) When the system prompts you, choose the Controlled Deer Draw option.

**STEP 3** When the system prompts you, choose the option to apply as part of a group, and at the next prompt, choose the Group Leader option.

**STEP 4** After the prompt, enter your 15-digit (hunting version) Outdoors Card Number. Your Outdoors Card Number is:

**708158**

**STEP 5** After the prompt, enter your first choice Hunt Code, and your second choice Hunt Code (if you have one).

**PLEASE NOTE:** The responsibility for correctly entering the Hunt Code(s) rests solely with the applicant. Listen to your choice(s) carefully before confirming. You will be given the opportunity during the call to change your selection(s) if you have made a mistake.

	WMU	Season	Hunt Code
First Choice			
Second Choice			

**STEP 6** Stay on the line while the system provides you with a seven digit Group Reference Number. Record this number in the space below.

**Group Reference Number:**

**STEP 7 Stay on the line** to confirm your postal code to ensure that you receive your Controlled Deer Hunt Validation Tag if you are successful in the draw. If your postal code is not correct, call the Outdoors Card Centre as soon as possible during regular business hours (1-800-387-7011) to update your address.

**STEP 8** As the last step for the Group Leader, contact your Group Members and give them your seven-digit Group Reference Number so that they may call in and add their names to the group's application.

**Keep this worksheet for your files.**

GROUP MEMBER INSTRUCTIONS AND WORKSHEET

To use this worksheet, ensure you are a Group Member and not a Group Leader or an Individual Applicant. If you are the first member of your group to apply to the draw by telephone, you are considered the Group Leader and should refer to those instructions before calling.

The instructions and worksheet provided below will assist you with the telephone application process. **Fill in the worksheet spaces before you call**, and keep the worksheet in front of you during the call so you can record your Confirmation Number. Your Confirmation Number is your assurance that you have been entered in the draw. **Before the call** you need to record your Group Reference Number (provided by your Group Leader) and your Outdoors Card Number.

**STEP 1** Call **1-800-288-1155** between August 1 and August 31, 2016. This telephone line operates 24 hours a day, seven days a week until 11:59 p.m. (ET), August 31. (We recommend that you call early in the application period. Do not wait until the last day.) When the system prompts you, choose the Controlled Deer Draw option.

**STEP 2** When the system prompts you, choose the option to apply as part of a group, and at the next prompt, choose the Group Member option.

**STEP 3** After the prompt enter the seven-digit Group Reference Number provided by your Group Leader.

**Group Reference Number:**

**Step 4** After the prompt, enter your 15-digit (hunting version) Outdoors Card Number. Your Outdoors Card Number is:

**708158**

**Step 5** A recording will tell you your group's Hunt Code, WMU and season choice(s) as selected by your Group Leader.

**Step 6 Stay on the line** while the system provides you with your Confirmation Number. **Your Confirmation Number is your assurance that you have entered the draw.** Record your Confirmation Number in the space below.

**Confirmation Number:**

**Step 7 Stay on the line** to confirm your postal code to ensure that you receive your Controlled Deer Hunt Validation Tag if you are successful in the draw. If your postal code is not correct, call the Outdoors Card Centre as soon as possible during regular business hours (1-800-387-7011) to update your address.

At the end of the call you will be told the number of people who have applied to your group (including yourself).

**Keep this worksheet for your files.**

INDIVIDUAL APPLICANT INSTRUCTIONS AND WORKSHEET

The instructions and worksheet provided below will help you with the telephone application process. **Fill in the worksheet spaces before you call**, and keep this worksheet in front of you during the call so you can record your Confirmation Number. Your Confirmation Number is your assurance that you have been entered in the draw. **Before you call** you need to record your Outdoors Card Number and choice(s) of Hunt Code. The table titled *"Hunt Codes for the 2016 Controlled Deer Hunt Draw Telephone Application System"* is found on page 70.

**STEP 1** Call **1-800-288-1155** between August 1 and August 31, 2016. This telephone line operates 24 hours a day, seven days a week until 11:59 p.m. (ET), August 31. (We recommend that you call early in the application period. Do not wait until the last day.) When the system prompts you, choose the Controlled Deer Draw option.

**Step 2** When the system prompts you, choose the option to apply as an individual.

**Step 3** After the prompt, enter your 15-digit (hunting version) Outdoors Card Number. Your Outdoors Card Number is:

**708158**

**Step 4** After the prompt, enter your first choice Hunt Code, and your second choice Hunt Code (if you have one).

**PLEASE NOTE:** The responsibility for correctly entering the Hunt Code(s) rests solely with the applicant. Listen to your choice(s) carefully before confirming. You will be given the opportunity during the call to change your selection(s) if you have made a mistake.

	WMU	Season	Hunt Code
First Choice			
Second Choice			

**Step 5 Stay on the line** while the system provides you with your Confirmation Number. **Your Confirmation Number is your assurance that you have entered the draw.** Record your Confirmation Number in the space below.

**Confirmation Number:**

**Step 6 Stay on the line** to confirm your postal code to ensure that you receive your Controlled Deer Hunt Validation Tag if you are successful in the draw. If your postal code is not correct, call the Outdoors Card Centre as soon as possible during regular business hours (1-800-387-7011) to update your address.

**Keep this worksheet for your files.**

## Applying by Internet

Through [ontario.ca/outdoorscard](http://ontario.ca/outdoorscard), you will be able to apply to the controlled deer hunt draw.

**The deadline for completing applications by telephone and online is 11:59 p.m. (ET) on August 31, 2016.**

To use the website, you will need:

- A valid hunting version Outdoors Card number;
- The first and second choice (if you have one) hunt codes for the WMU and season to which you would like to apply;
- If applying as a group member, your Group Reference Number provided by your Group Leader.

You will be asked to confirm your answers, and will be given the opportunity to change an answer if you make a mistake. The information that you enter electronically online is your direct application to the draw. **Be sure to save a copy of your draw application receipt for future reference using the "Print Receipt" button once your draw application has been submitted.**

## Applying at a Participating ServiceOntario Centre or Licence Issuer

All draw entries must be done electronically, either by telephone, Internet or at a participating ServiceOntario centre or licence issuer. Hunters are able to purchase their licence AND enter the draw at participating licence issuers. **Be sure to check your draw confirmation receipt prior to leaving the participating ServiceOntario centre or licence issuer to ensure your choices have been correctly entered.** For a list of participating ServiceOntario centres and licence issuers, please visit [ontario.ca/outdoorscard](http://ontario.ca/outdoorscard).

The maximum number of hunters permitted in a controlled hunt group is four. **Once a group application has been submitted, changes to group members will not be allowed.** Individuals have the same chance to receive a tag as group applicants.

Be sure to submit your application early.

**The deadline for applications made at a participating ServiceOntario centre or licence issuer is within regular business hours on August 31, 2016.**

## Points to Remember When Applying to the Draw

- Your Outdoors Card must be valid.
- Your application must be received by the deadline.
- Your hunting licence privileges cannot be under suspension.
- **If applying by telephone, you must stay on the line to receive your confirmation number and to ensure that you have entered the draw.**
- **If applying by Internet, be sure to print off your receipt indicating your first and second choice (if applicable) WMUs.**
- **If applying at a participating ServiceOntario centre or a licence issuer, be sure to check your draw confirmation receipt prior to leaving the participating ServiceOntario centre or licence issuer to ensure your choices have been correctly entered.**

The responsibility for entering a complete and correct

application rests with the hunter. If you have any questions regarding your application or the application process, more information is available from the Outdoors Card Centre at 1-800-387-7011. For a list of WMUs that offer controlled deer hunts, see page 73.

## Draw Results Telephone Line and Website

Draw applicants should call the toll-free Draw Results Line at 1-800-288-1155 or go online at [ontario.ca/outdoorscard](http://ontario.ca/outdoorscard) to determine the results of the Controlled Deer Hunt Validation Tag Draw. The automated line and website are available 24 hours a day, seven days a week from October 10 until December 31. Hunters will need their 15-digit Outdoors Card number to access their draw record.

## Mailing of Validation Tags

Only successful draw applicants will be notified by mail. If you have checked your draw results by calling the Draw Results Telephone Line or online at [ontario.ca/outdoorscard](http://ontario.ca/outdoorscard) and you were successful in the draw, but have not received your validation tag, contact the Outdoors Card Centre at 1-800-387-7011. You can get a duplicate validation tag for a fee through a participating ServiceOntario centre only after signing a declaration and verifying your address information.

## Farmer and Landowner Deadline for a Controlled Hunt Validation Tag

Farmers and landowners may submit one (1) application for a controlled deer hunt validation tag if:

- They own a parcel of 20 hectares (50 acres) or more of land in a Wildlife Management Unit (WMU) that is offering a controlled hunt **OR**
- Their occupation is farming and they have an Ontario Ministry of Agriculture and Food and Ministry of Rural Affairs Farm Business Registration Number (or letter of exemption from the Farm Organization Accreditation Tribunal) in a WMU that is offering a controlled hunt **OR**
- They are the owner or the sole designated representative (president, vice-president, treasurer or secretary) of a company which owns a parcel of land of 20 hectares (50 acres) or more in the WMU that is offering a controlled deer hunt.

Farmers and landowners meeting one of these criteria will be issued a validation tag if:

- They hold a valid hunting version Ontario Outdoors Card **AND**
- **They bring their completed applications to a participating ServiceOntario centre to have their validation tag printed.**

**REMINDER:** Ministry of Natural Resources and Forestry District Offices no longer accept and process Farmer and Landowner Controlled Deer Hunt Applications. **Do not fax, mail or drop off at a ministry office. These applications must be hand-delivered to a participating ServiceOntario centre.**

An immediate relative of the farmer or landowner meeting the above criteria also qualifies to receive a controlled deer hunt validation tag. An application signed by the **landowner** must be submitted to the participating ServiceOntario centre. **An immediate relative is a person's grandparent, parent, spouse, child, sibling or grandchild.**



## 2016 Deer Hunts with Controlled Hunter Numbers (No Dogs)

You must have a controlled deer hunt validation tag before participating in these hunts.

WMU(s)	Resident – Open Season	Non-resident – Open Season	Conditions (Restrictions Only)
53B, 79C, 79D	Nov. 7 to Nov. 11	No season	Shotguns and Muzzle-loading guns only
69A2, 70	Dec. 5 to Dec. 11	No season	Shotguns and Muzzle-loading guns only
76A	Nov. 7 to Nov. 11 Dec. 5 to Dec. 9.	No season	Rifles, Shotguns and Muzzle-loading guns only
76B, 76C, 76D, 77A*, 77B, 77C, 78A, 78B, 81A, 81B	Nov. 7 to Nov. 11 Dec. 5 to Dec. 9.	No season	Shotguns and Muzzle-loading guns only
76E	Nov. 7 to Nov. 11 Dec. 5 to Dec. 9.	No season	Muzzle-loading guns only
80, 94B	Nov. 7 to Nov. 13	No season	Shotguns and Muzzle-loading guns only
80	Dec. 5 to Dec. 11.	No season	Bows and Muzzle-loading guns only
85A, 85B, 85C, 87B, 87C, 87D, 87E, 89A, 89B, 90A, 90B, 91A, 91B, 93A, 93B	Nov. 7 to Nov. 13 Dec. 5 to Dec. 11.	No season	Shotguns and Muzzle-loading guns only
86A, 86B	Dec. 5 to Dec. 11.	No season	Shotguns and Muzzle-loading guns only
91A, 91B	Nov. 21 to Nov. 27	No season	Muzzle-loading guns only
92A, 92B, 92C, 92D	Nov. 7 to Nov. 13 Nov. 21 to Nov. 27 Dec. 5 to Dec. 11	No season	Muzzle-loading guns only
93C	Contact the Aylmer District Office	No season	Shotguns and Muzzle-loading guns only

\* Hunt administered by CFB Borden.

For more information on the WMUs listed above, please contact the appropriate MNRF office listed on page 88 of this Summary.



## Are you feeding wildlife?

A number of risks are associated with wildlife feeding at communal feeding sites.

Animals being fed can:

- become habituated to artificial food sources
- consume artificial feed mixes not healthy for them
- cause road accidents as they move to feeders
- increase populations beyond the level nature can support
- become a threat to pets or humans
- have an increased risk of passing on diseases or parasites.

For these reasons, the Ontario Ministry of Natural Resources and Forestry discourages the feeding of wildlife.

To learn more about the risks associated with feeding wildlife visit the Ministry of Natural Resources and Forestry website at [ontario.ca/feedingwildlife](http://ontario.ca/feedingwildlife)

## 2015 Controlled Deer Hunt Validation Tag Draw Results

WMU	Season	Quota	Applications 1st Choice	Successful 1st Choice	WMU	Season	Quota	Applications 1st Choice	Successful 1st Choice
53B	1	100	220	100	87B	3	200	147	147
69A	3	875	888	875	87C	1	500	179	179
70	3	550	904	551	87C	3	200	48	48
76A	1	500	434	434	87D	1	900	760	760
76A	3	250	284	252	87D	3	250	174	174
76B	1	450	439	439	87E	1	600	375	375
76B	3	250	254	250	87E	3	200	156	156
76C	1	675	596	596	89A	1	800	853	800
76C	3	215	325	217	89A	3	600	509	509
76D	1	350	306	306	89B	1	1,500	1,468	1,468
76D	3	200	186	186	89B	3	800	780	780
76E	1	40	5	5	90A	1	750	824	752
76E	3	40	15	15	90A	3	800	621	621
77B	1	860	775	775	90B	1	1,600	1,856	1,600
77B	3	280	364	283	90B	3	1,600	1,523	1,523
77C	1	440	372	372	91A	1	600	635	600
77C	3	290	249	249	91A	2	100	51	51
78A	1	500	418	418	91A	3	450	394	394
78A	3	500	435	435	91B	1	650	700	650
78B	1	500	399	399	91B	2	150	72	72
78B	3	400	384	384	91B	3	650	499	499
79C	1	400	369	369	92A	1	350	309	309
79D	1	175	106	106	92A	2	250	222	222
80	1	2,800	2,426	2,426	92A	3	300	237	237
80	3	455	455	455	92B	1	800	883	800
81A	1	810	756	756	92B	2	700	620	620
81A	3	200	224	202	92B	3	650	569	569
81B	1	820	840	820	92C	1	450	413	413
81B	3	360	392	363	92C	2	250	264	250
85A	1	800	700	700	92C	3	250	186	186
85A	3	450	293	293	92D	1	550	539	539
85B	1	1,550	1,446	1,446	92D	2	350	368	350
85B	3	1,047	1,047	1,047	92D	3	450	401	401
85C	1	700	600	600	93A	1	350	574	350
85C	3	500	427	427	93A	3	400	702	401
86A	3	550	471	471	93B	1	125	119	119
86B	3	600	548	548	93B	3	125	137	127
87B	1	700	435	435	94B	1	225	372	225

## Chronic Wasting Disease

Chronic Wasting Disease is a degenerative, fatal brain disease of deer, elk, moose and potentially caribou. It is a devastating disease that has killed and infected thousands of deer and elk in North America. CWD continues to spread across North America where it is now found in 23 U.S. states and two Canadian provinces. While it has not been found in Ontario, it is getting closer to our borders and we must take steps to keep it out.

Since we began testing in 2002, Ontario has found no evidence that Chronic Wasting Disease exists in this province. The ministry encourages hunters to continue to take part in future surveillance programs. Hunters can visit the website link [ontario.ca/cwd](http://ontario.ca/cwd) or call a local MNRF office for specific testing locations in 2016.

The World Health Organization has said that while there is no scientific evidence that Chronic Wasting Disease can infect humans, they recommend that meat from an infected/sick animal should NOT be eaten.

### Important Information for Hunters and the Public:

- In Ontario, there is a restriction on the possession of high risk carcass parts from all members of the deer family (including deer, elk, moose and caribou) that were harvested in other jurisdictions. If you intend to hunt out of Ontario, please consult the "Regulation to Minimize Risk of Chronic Wasting Disease Entering Ontario" at [ontario.ca/cwd](http://ontario.ca/cwd)

for more information. The website also provides details about this regulation and the limited exceptions to this prohibition.

- Possession and use of products that contain body fluids of any member of the deer family, including blood, urine, gland oils, and other fluids, for the purposes of hunting, is not permitted in Ontario. Hunters are allowed to possess and use artificial or plant-based products that can attract wildlife or be used as a cover scent, but they must not contain any body parts of a member of the deer family. The webpage [ontario.ca/cwd](http://ontario.ca/cwd) also provides details about this regulation.
- Due to the increased potential to spread disease, the ministry discourages feeding of deer and elk except in emergency situations.
- If you see an animal displaying physical signs of illness (including loss of body weight and condition, indifference to humans, increased salivation, tremors, stumbling), report this information to a ministry office.

Check [ontario.ca/cwd](http://ontario.ca/cwd) for regular updates and more information on Chronic Wasting Disease, the regulations and Chronic Wasting Disease testing program. Hunter participation in the ministry's CWD surveillance program is critical to the success of Ontario's monitoring efforts.



# Black Bear Regulations

## Information for All Black Bear Hunters

Licence fees can be found on page 14.

### Firearms

**Big game, including black bears, may only be hunted with a firearm (this includes bows).** If you are hunting deer or moose at the same time you are hunting black bears, you may only use or carry (on your person, in a vehicle or boat) a firearm of the type permitted for deer or moose, as the case may be, at that time in that Wildlife Management Unit (WMU). Specifications on rifles, shotguns, bows, bolts and arrows that are permitted when hunting black bear can be found on page 24.

### Party Hunting for Black Bears

Party hunting for black bears is permitted during the open season for black bears **under a set of specific conditions.** The list of conditions can be found on page 25.

### Sealing and Transporting Black Bears

If you have killed a black bear while hunting alone, you must, **immediately** after the kill and at the kill site, securely **attach the game seal to the animal in the manner described on the instruction panel attached to the seal.** The seal must remain attached while transporting the carcass.

**If party hunting for black bears,** the member whose game seal is to be used must, immediately after the kill and at the kill site, **securely attach the game seal to the animal in the manner described on the instruction panel attached to the seal.**

A person who seals a black bear must notch out the month, day and time of the kill on the game seal.

Only the hunter whose game seal is to be used is allowed to attach the game seal to the black bear. It is illegal to transfer a game seal in order to seal a black bear.

### Other Black Bear Hunting Regulations

**It is illegal to hunt black bears within 400 m (437 yd.) of a waste disposal site,** regardless of whether the land is Crown or private.

A licensed trapper who wishes to hunt black bear during the open fall season before September 1 must obtain a black bear hunting licence tag.

### NEW – Black Bear Bait Placement

During the spring and fall black bear seasons, bait may not be placed for the purpose of bear hunting:

- within 500 metres of a dwelling, unless written permission is obtained from the owner of the dwelling.
- within 500 metres of a public building.
- within 200 metres of a right of way for public vehicular traffic or a signposted/marked recreational trail that is established and maintained by an organization for the general public.

**It is illegal to shoot or interfere with black bears in their dens, or damage or destroy their dens.**

**It is illegal to possess a bear gallbladder that has been separated from the bear carcass.** Leave the gallbladder with the entrails after field dressing your bear.

**REMINDER - It is illegal to shoot cubs or female bears accompanied by a cub during the spring season.**

For more information on the spring season pilot see page 76.

### Export and Shipping

See General Regulations, page 30, for information on import, export and shipping.

**In some instances, both a Convention on International Trade in Endangered Species of Wild Fauna and Flora (CITES) and a provincial export permit are required.**

Except as outlined below, a resident or non-resident black bear hunter exporting a black bear out of Canada must also contact a ministry office to arrange to obtain a Canadian CITES export permit. **Please allow up to 10 days to obtain a permit.**

In some countries and provinces, importation of black bears is regulated; requirements for importation should be determined by the exporter prior to shipment.

A Canadian CITES export permit is not required for U.S. or Canadian resident bear hunters transporting their black bear hunting trophy consisting of the hide, hide with paws and claws attached, skull and/or meat in a fresh, frozen or salted condition back to the U.S. or through the U.S. en route to another part of Canada at the conclusion of their hunt. The black bear must accompany the hunter. This exemption does not apply to taxidermy mounts or black bears that are in any condition other than fresh, frozen or salted.

CITES export permits are not normally available near border crossings and, consequently, hunters are advised to obtain any required permits by contacting the ministry office closest to where they are hunting, during business hours, to make arrangements to obtain the appropriate documents. **Please allow up to 10 days to obtain a permit.**

CITES export permits are available free of charge.

In some countries, importation of black bears is restricted. Requirements for importation should be determined by the exporter.

More information on CITES is available at <http://www.ec.gc.ca/cites>



## Information for Resident Black Bear Hunters

### Mandatory Reporting

**Your resident bear hunting licence tag is valid in both the spring and fall seasons.**

You are required to report your bear hunting activity and harvest for each season by completing and submitting the Mandatory Questionnaire for Resident Black Bear Hunters that you will receive by mail. **You must submit completed questionnaires even if you did not bear hunt.**

**If you purchased your licence tag prior to June 16 you will receive a spring season mandatory questionnaire by mail in July and must complete it and submit it by mail or online by August 1 of the year of the hunt. All hunters will receive a fall mandatory questionnaire by mail in November and must complete and submit it by December 15.**

**You may submit your completed questionnaires by mail to the Big Game Harvest Assessment Program, Natural Resources Information Section, Ministry of Natural Resources & Forestry, 300 Water Street, 2nd Floor, North Tower, Peterborough, ON K9J 3C7, or use the easy and quick online option at [ontario.ca/harvestreporting](http://ontario.ca/harvestreporting) to complete the questionnaires.**

### Second Game Seals

WMU-specific **black bear second game seals** may be available to resident bear hunters in WMUs where bear population levels permit. The second game seal allows you to harvest a second black bear. A seal purchased in the spring can be used in either the spring or fall season. A black bear licence tag is required before a second game seal can be purchased. A second game seal can be used before the seal received with the licence tag is filled. These seals are available from participating ServiceOntario centres. You can contact a participating ServiceOntario centre or visit [ontario.ca](http://ontario.ca) starting in late April of the year of the hunt for information on WMUs where second game seals are available. **It is illegal to hunt in a WMU not specified on the game seal when hunting black bears under a second game seal.**

### Submitting Teeth From Your Harvested Black Bear

To submit the teeth from your harvested bear(s), in return for an Ontario Bear Hunter Crest and information about the age of your bear(s), you can either:

- (1) retain the teeth until you receive your mandatory questionnaire by mail in November and submit the teeth along with your completed questionnaire by mail, or;
- (2) immediately mail the teeth to the Big Game Harvest Assessment Program, Natural Resources Information Section, Ministry of Natural Resources & Forestry, 300 Water Street, 2nd Floor, North Tower, Peterborough, ON K9J 3C7. You will still be mailed a mandatory questionnaire in November, and are required to complete and submit it. When mailing your teeth also include:
  - your name
  - your address
  - your Outdoors Card Number
  - the date the bear was shot
  - the sex of the bear, and
  - the Wildlife Management Unit (WMU) where the bear was shot.

For information on how to extract teeth from a black bear see page 78.

## NEW – Black Bear Resident and Non- resident Spring Seasons

The ministry has expanded and extended the black bear spring season pilot for five years.

Starting in 2016 the pilot spring season will be held from May 1 to June 15 in all Wildlife Management Units (WMUs) that have an open fall season.

The season is open for both resident and non-resident hunters. For more information on the pilot spring seasons see the table on page 77.

The annual resident and non-resident bear hunting licence tag is valid in both the spring and fall seasons. Resident and non-resident hunters are permitted to harvest one bear per year during either the spring or fall season using the game seal received with their licence. A resident is permitted to harvest a second bear with the purchase of a resident second bear game seal for a WMU where a second game seal is available. You can contact a participating ServiceOntario centre or visit [ontario.ca/hunting](http://ontario.ca/hunting) for information on WMUs where resident second game seals are available.

The harvest of bear cubs and female bears accompanied by a cub is prohibited during the spring season. You must always be sure of the sex and age of an animal before deciding if it is legal to shoot.

Resident bear hunters who purchase a hunting licence tag on or before June 15 are required to report their bear hunting activity and harvest by August 1 by completing and submitting by mail or online the mandatory questionnaire received in the mail. All residents who purchase a licence tag will receive in the mail a separate mandatory questionnaire to report their fall hunting activity and harvest that can be completed by mail or online. For more information on mandatory reporting by residents, refer to the Mandatory Reporting section on this page.

Non-resident bear hunters are required to report by completing the questionnaire included on the copy of the hunting validation certificate held by the issuer of the certificate within five days following the last day of the open season for which the certificate was issued. For more information on mandatory reporting by non-residents, see page 77.

All other provisions for hunting black bears in the province of Ontario apply to the spring season.

## Information for Non-Resident Black Bear Hunters

### Requirement for a Licence Validation Certificate

**To hunt a black bear in Ontario you must have a non-resident bear hunting licence tag. The licence tag is valid in both the spring and fall seasons.**

**Your licence tag must be accompanied by a Non-Resident Black Bear Hunting Licence Validation Certificate (white copy) in order to be valid.** This certificate can be obtained from a bear operator (operator of a tourist establishment, guide or air carrier) licensed in Ontario to provide black bear hunting services to non-residents.

The following non-residents are not required to use a licensed bear operator:

- A non-resident hunting with an immediate relative who is an Ontario resident licensed to hunt a black bear in a Wildlife Management Unit that has an open season for non-residents. An immediate relative is a person's grandparent, parent, spouse, child, sibling or grandchild.
- A non-resident who is the owner of property in a WMU that has an open black bear season for non-residents.

A non-resident who qualifies under either of these two exceptions **MUST** contact a ministry office in the area of the hunt to apply for the validation certificate. A non-resident black bear hunting licence is not valid unless a validation certificate accompanies it. Where a property is owned by more than one person or by a corporation, only one validation certificate will be issued. The non-resident landowner may hunt only in the WMU where the property is located. See also Licence Information, page 14.

A non-resident hunter using the bear hunting services of an operator licensed to provide black bear hunting services must hunt only in the areas designated on the Non-Resident Black Bear Hunting Licence Validation Certificate received from the operator. These areas can include Crown or private land located within a Bear Management Area (BMA) and private land located within a WMU designated on the operator's licence. The operator's licence does not permit the operator to provide bear hunting services on private land located within a BMA licensed to another operator. The operator must have the landowner's permission in order to provide bear hunting services to clients on private land.

### Submitting Teeth From Your Harvested Black Bear

To receive an Ontario Bear Hunter Crest and information about the age of your harvested bear, submit its teeth to the issuer of your validation certificate along with your hunter mandatory report:

- (1) if you are hunting with a licensed bear operator, the operator will submit the teeth to the ministry on your behalf;
- (2) if you are a non-resident who is the owner of property or a non-resident hunting with an Ontario immediate relative, submit the teeth to the ministry office that issued your validation certificate.

For information on how to extract teeth from a black bear see page 78.

### Mandatory Reporting

**You are required to report your black bear hunting activity and harvest within five days following the last day of the open season for which the certificate was issued.** To report, you must complete, sign and date the hunter mandatory report on the pink copy of the Non-Resident Black Bear Hunting Licence Validation Certificate held by the issuer of the certificate (operator licensed to provide bear hunting services or ministry office). It is the responsibility of the issuer to return the hunter's completed mandatory report to the ministry.

2016 Black Bear Seasons			
Rifles, Shotguns, Bows and Muzzle-loading guns			
WMU(s)	Resident – Open Season	*Non-resident – Open Season	Conditions (Restrictions Only)
1A, 1C, 1D, 2, 3, 4, 5, 6, 7A*, 7B, 8, 9A, 9B, 10, 11A, 11B, 12A, 12B, 13, 14, 15A, 15B, 16A, 16B, 16C, 17, 18A, 18B, 19, 21A, 21B, 22, 23, 24, 25, 26, 27, 28, 29, 30, 31, 32, 33, 34*, 35, 36, 37, 38, 39, 40, 41, 42, 43, 44, 45, 46, 47, 48, 49, 50, 53A, 53B, 54, 55A, 55B, 56, 57, 58, 59, 60, 61, 62, 63, 64, 66, 67, 68, 69A, 69B, 71, 72, 73, 74, 75, 76, 83, the geographic townships of Keppel and Sarawak in 82A and the geographic township of Amabel in 84	May 1 to Jun. 15	May 1 to Jun. 15	No harvest of cubs and female bears accompanied by a cub; * Bows and muzzle-loading guns only in WMU 7A; + No hunting of black bears in Lake Superior Provincial Park portion of WMU 34.
1A, 1C, 1D, 2, 3, 4, 5, 6, 7A*, 7B, 8, 9A, 9B, 10, 11A, 11B, 12A, 12B, 13, 14, 15A, 15B, 16A, 16B, 16C, 17, 18A, 18B, 19, 21A, 21B, 22, 23, 24, 25, 26, 27, 28, 29, 30, 31, 32, 33, 34*, 35, 36, 37, 38, 39, 40, 41, 42, 43, 44, 45	Aug. 15 to Oct. 31	Aug. 15 to Oct. 31	* Bows and muzzle-loading guns only in WMU 7A; + No hunting of black bears in Lake Superior Provincial Park portion of WMU 34;
46, 47, 49, 50, 53A, 53B, 64, 66, 67, 69A, 69B, 71, 72, 73, 74, 75, 76, 83, the geographic townships of Keppel and Sarawak in 82A and the geographic township of Amabel in 84	Sept. 6 to Nov. 30	Sept. 6 to Nov. 30	
48, 54, 55A, 55B, 56, 57, 58, 59, 60, 61, 62, 63, 68	Sept. 1 to Nov. 30	Sept. 1 to Nov. 30	

\* A Non-Resident Black Bear Hunting Licence Validation Certificate is required for non-residents hunting black bears.

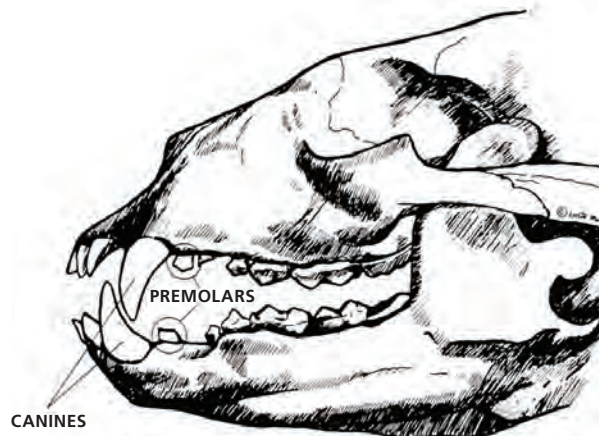
## Black Bear Hunters We Need Your Help

Successful black bear hunters can assist the Ministry of Natural Resources and Forestry in determining the age structure of local bear populations by submitting for analysis **two premolar teeth** from each bear harvested. This information provides data necessary for the sustainable management of the species.

In return for your support of wildlife management efforts, an **Ontario Bear Hunter Crest** and information about the age of your bear(s) will be mailed to your home address, usually within six months. Please contact the ministry office in the area in which you will be hunting, or your bear operator, for more information.

Premolar teeth should be extracted shortly after the animal has been killed while the jaw is still pliable. The first premolar is a small, single-rooted peg-like tooth located just behind the canines. To remove the tooth, push the blade of a knife down along all sides

of the tooth between it and the gum. Gently loosen the tooth by rocking it back and forth using the canine for leverage, then carefully remove the tooth using pliers. Care should be taken when extracting the tooth to ensure that the root is not broken.



## CHOOSE ONTARIO WOOD.

On the hunt for a wood product?  
Set your sights on Ontario Wood.  
Locally grown and sustainably  
harvested. Whatever the season,  
support Ontario's forest industry.  
"Look for the leaf" and choose  
Ontario Wood.



[ontario.ca/wood](http://ontario.ca/wood)





## Small Game Regulations

A small game licence is not valid in some parts of northern and central Ontario from June 16 to August 31. For more information see page 15 and the map on pages 10-11. Additional licence information and fees can be found on page 15.

### Firearms

If you are hunting small game in an area where there is an open season for deer, moose, elk, or black bear, you may not possess or use a rifle of greater muzzle energy than 400 foot-pounds or shells loaded with ball or with shot larger than No. 2 shot (non-toxic equivalents include steel shot larger than triple BBB, or bismuth larger than double BB), unless you possess a valid licence to hunt deer, moose, elk or black bear as the case may be. This restriction does not apply south of the French and Mattawa Rivers during an open season for deer that is restricted to the use of bows.

A person hunting small game may not carry or use a rifle of greater calibre than a .275-calibre rifle, except a muzzle-loading gun, in the geographic areas of Brant, Chatham-Kent, Durham, Elgin, Essex, Haldimand, Halton, Hamilton, Huron, Lambton, Middlesex, Niagara, Norfolk, Northumberland, Oxford, Peel, Perth, Toronto, Waterloo, Wellington or York.

### Export and Shipping

See General Regulations, page 30, for information on import, export and shipping.

### Game Birds

You may hunt and possess the following game birds: wild turkey, pheasant, ruffed grouse, sharp-tailed grouse, spruce grouse, ptarmigan and gray (Hungarian) partridge. You require a special licence to hunt wild turkey in addition to a small game licence (see pages 31-33). Check the tables on page 80 for bag and possession limits. Chukar may also be hunted. For information on releasing chukar for hunting purposes, call your local MNRF office for more information.

In addition, Ontario residents and non-residents may hunt American crow, brown-headed cowbird, red-winged black-bird, common grackle, starling and house sparrow.

### Specially Protected Birds

You must not shoot specially protected birds or interfere with the eggs and nests of game birds and specially protected birds. (See Definitions, page 87 for a list of Specially Protected Wildlife).

### Game Bird Hunting Preserves

You may hunt pheasant, northern bobwhite and wild turkey throughout the year on game bird hunting preserves. You must arrange with the owner as to when you can hunt.

Ontario residents need a licence to hunt small game when hunting on a preserve. A non-resident hunter needs either a non-resident's licence to hunt game birds on a game bird hunting preserve or a non-resident's small game licence.

### Migratory Game Birds

(See Definitions on page 86.)

Migratory game bird seasons are the responsibility of the federal government. The Migratory Birds Convention Act and its regulations govern hunting of migratory game birds. It is illegal to hunt migratory birds within 400 m (437 yd.) of where bait has been deposited unless that place has been free of bait for at least seven days. It is also illegal to deposit bait in any place during the period beginning 14 days before the first day of the open season for that place and ending on the day immediately following the last day of the open season for that place for any hunted migratory game bird.

When transporting migratory game birds, a fully feathered wing must remain attached until the bird is prepared for immediate consumption or preservation.

### Migratory Game Bird Licensing

You must have a federal Migratory Game Bird Hunting Permit (MGBHP), Wildlife Habitat Conservation Stamp, and an Ontario licence to hunt small game in order to hunt migratory game birds. This includes hunting with falconry birds. See page 81 for more information regarding falconry. You may purchase a MGBHP and Wildlife Habitat Conservation Stamp at most post offices, or online at [www.permis-permits.ec.gc.ca/en](http://www.permis-permits.ec.gc.ca/en). Season dates and bag limits are announced mid-summer at which point the Migratory Birds Hunting Regulations Summary is published. More information on migratory birds is available from Environment Canada's Canadian Wildlife Service website at [www.ec.gc.ca/rcom-mbhr](http://www.ec.gc.ca/rcom-mbhr) or at Environment Canada's Canadian Wildlife Service Ontario regional office located at 4905 Dufferin Street, Toronto, Ontario, M3H 5T4, (tel): 1-800-668-6767, or email address: [enviroinfo@ec.gc.ca](mailto:enviroinfo@ec.gc.ca).

### Waterfowler Heritage Day

Qualified young hunters, under the age of majority, do not require a MGBHP to participate on this day, but must meet all other federal and provincial requirements, including having an Ontario hunter apprenticeship safety card (available only to Ontario residents) or small game licence. They must comply with Ontario's *Fish and Wildlife Conservation Act, 1997*, its regulations and the *Migratory Birds Convention Act, 1994* (e.g., daily bag and possession limits, hunting methods, etc.). If young hunters elect to hunt at other times during the open hunting season, they will be required to purchase a MGBHP and Wildlife Habitat Conservation Stamp. Mentors must be at least 18 years of age and possess a valid MGBHP with Wildlife Habitat Conservation Stamp, and Ontario small game licence. Each mentor may accompany only one young hunter and mentors are not permitted to use a firearm. While hunting, mentors are required to provide continuous direct and immediate supervision to the youth. For more information refer to the Migratory Birds Hunting Regulations Summary.

### Pheasant Seasons for Residents and Non-Residents

TOWNSHIP / MUNICIPALITY LICENCES – A township licence is required in addition to a provincial licence for hunting pheasant in regulated townships (see maps, pp. 8-13). Contact the municipal clerk for issuance of township licences and information on firearm restrictions. Hunting of pheasants with a rifle is prohibited.

WMU(s)	Open Season	Daily Limit	Hours
2-41, 45	Sept. 15 to Dec. 15	3 of either sex	1/2 hour before sunrise to 1/2 hour after sunset
42-44, 46-50, 53-59, 61-67, 69B	Sept. 20 to Dec. 15	3 of either sex	
60, 68, 69A, 70-77, 81-86	Sept. 24 to Dec. 15	3 of either sex	
78	Oct. 12 to Dec. 15	3 of either sex	8 a.m. to 1/2 hour after sunset
88	Oct. 26 to Nov. 5	3 cocks	
79, 80, 87	Oct. 19 to Dec. 15	3, one hen limit	1/2 hour before sunrise to 1/2 hour after sunset
89, 90, 91, 92	Oct. 19 to Dec. 15	3 of either sex	
93	Oct. 26 to Dec. 15	3, one hen limit	
94	Oct. 26 to Oct. 29	2 cocks	
95	Oct. 20, 21, 27, 28 Nov. 3, 4	Daily & Possession Limit 10 of either sex	8 a.m. to 5 p.m.
	Nov. 10, 11, 12, 17, 18, 19, 24, 25, 26 Dec. 1, 2, 3	Daily & Possession Limit 5 of either sex	8 a.m. to 5 p.m.
	Jan. 1 to the last day of February, in any year	Daily & Possession Limit 5 of either sex	1/2 hour before sunrise to 1/2 hour after sunset

### Sharp-Tailed Grouse and Ptarmigan Seasons for Residents and Non-Residents

WMU(s)	Open Season	Daily Limit	Possession Limit
1A, 1C, 1D	Sept. 5 to Mar. 31 of the next year	For All WMUs: 5 Sharp-tailed Grouse and 5 Ptarmigan	For All WMUs: 15 Sharp-tailed Grouse and 15 Ptarmigan
2-9, 11-16, 19, 20, 21	Sept. 15 to Dec. 31		
10, 32-39, 41, 45	Sept. 15 to Dec. 15		
17, 18, 22-31, 40	Sept. 15 to Mar. 31 of the next year		
42-44, 46-50, 53-59	Sept. 20 to Dec. 15		
61-67, 69B	Sept. 20 to Dec. 31		
60, 68, 69A, 70, 71	Sept. 24 to Dec. 31		

### Ruffed Grouse and Spruce Grouse Seasons for Residents and Non-Residents

WMU(s)	Open Season	Daily Limit	Possession Limit
1A, 1C, 1D	Sept. 5 to Dec. 31	For all WMUs: Combined total of 5	For all WMUs: Combined total of 15
2-31	Sept. 15 to Dec. 31		
32-41, 45	Sept. 15 to Dec. 15		
42-44, 46-50, 53-59	Sept. 20 to Dec. 15		
61-67, 69B	Sept. 20 to Dec. 31		
60, 68, 69A, 70, 71	Sept. 24 to Dec. 31		
72-92	Sept. 24 to Jan. 15 of the next year		
93	Oct. 26 to Jan. 15 of the next year		

### Gray (Hungarian) Partridge Seasons for Residents and Non-Residents

WMU(s)	Open Season	Daily Limit	Possession Limit
13	Sept. 15 to Nov. 12	8	16
55-59, 61-67, 69B	Sept. 20 to Nov. 12	8	16
60, 68, 69A, 70-75, 88, 89	Sept. 24 to Nov. 12	8	16
76	Oct. 15 to Oct. 21	8	16
87, 90	Oct. 19 to Dec. 15	8	16

NOTE: When hunting in a provincial park, hunters should ALWAYS check with the appropriate park office regarding areas open to hunting, species that can be hunted, seasons, and other restrictions that apply in each park. Call 1-800-667-1940 for assistance. In Lake Superior Provincial Park, grouse may be hunted only from the beginning of the open season for moose to December 15.

## Small Mammals

### Squirrel Seasons for Residents and Non-Residents

Gray (Black), Fox

WMU(s)	Open Season	Daily Limit	Possession Limit
36 - 41, 45	Sept. 15 to Dec. 15	10	10
42 - 44, 46 - 50, 53 - 59, 61 - 67, 69B	Sept. 20 to Dec. 15	10	10
60, 68, 69A, 70 - 92	Sept. 24 to Dec. 15	5	10
93, 94	Oct. 26 to Nov. 7	5	10

### Rabbit and Hare Seasons for Residents and Non-Residents

Cottontail Rabbit, European Hare, Varying (Snowshoe) Hare

**TOWNSHIP / MUNICIPALITY LICENCES:** A township or municipality licence is required in addition to a provincial licence for hunting rabbits in a regulated township (see maps, pp. 8-13). Contact the municipal clerk for issuance of township licences and information on firearm restrictions.

**NON-RESIDENTS NOTE:** A non-resident's small game licence is not valid for hunting rabbits in the county of Lambton, the Municipality of Chatham / Kent or the county of Essex, except in the Township of Pelee.

**NOTE:** When hunting in a provincial park, hunters should ALWAYS check with the appropriate park office regarding areas open to hunting, species that can be hunted, seasons, and other restrictions that apply in each park. Call 1-800-667-1940 for assistance. In Lake Superior Provincial Park, varying hare may be hunted only from the beginning of the open season for moose to December 15.

WMU(s)	Open Season	Daily Limit
1 - 50, 53 - 59	Sept. 1 to June 15 of the next year	1) Cottontail Rabbit: limit of 6 2) European Hare: limit of 6 3) Varying Hare: • for WMUs 1-50 and 53-59: no limit • for WMUs 60-95: 6 maximum
61 - 67, 69B	Sept. 20 to Mar. 31 of the next year	
60, 68, 69A, 70, 71, 74, 75	Sept. 24 to Mar. 31 of the next year	
72, 73, 76, 77, 81 - 86	Sept. 24 to the last day of February of the next year	
78, 79, 80, 87, 90, 91, 92	Oct. 19 to the last day of February of the next year	
88, 89	Oct. 26 to the last day of February of the next year	
93, 94	Oct. 26 to the last day of February of the next year	
95	Jan. 1 to the last day of February	

## Falconry

Falconry involves the use of trained raptors (birds of prey, such as red-tailed hawk) to hunt small game. The rules for falconry in Ontario are set out in the *Fish and Wildlife Conservation Act, 1997*, and associated regulations.

A falconry licence is required to hunt with raptors native to Ontario, and you must also have a valid small game hunting licence. For more information, please contact your local ministry office.

### Hunting With Falconry Birds – Residents and Non-Residents

Species	WMU(s)	Open Season	Daily Bag Limits	Possession Limits
Gray Partridge (Hungarian)	13, 55-68, 69A, 70-76, 87-90	Sept. 1 to Mar. 31 of the next year	2	6
Ruffed Grouse and Spruce Grouse	1-50, 53-90	Sept. 1 to Mar. 31 of the next year	Combined total of 3	Combined total of 9
Sharp-tailed Grouse and Ptarmigan	1-50, 53-93	Sept. 1 to Mar. 31 of the next year	3 Sharp-tailed Grouse, 3 Ptarmigan	9 Sharp-tailed Grouse, 9 Ptarmigan
Ring-necked Pheasant	2-50, 53-95	Sept. 1 to Mar. 31 of the next year	2 of either sex	2 of either sex
Cottontail, Varying Hare, European Hare	1-50, 53-59	Sept. 1 to Jun. 15 of the next year	6 Cottontail, 3 Varying Hare, 3 European Hare	No limit
Cottontail, Varying Hare, European Hare	60-95	Sept. 1 to Mar. 31 of the next year	6 Cottontail, 3 Varying Hare, 3 European Hare	No limit
Gray (Black) and Fox Squirrels	36-50, 53-94	Sept. 1 to Mar. 31 of the next year	Combined total of 5	Combined total of 5



# Furbearing Mammal Regulations

## Furbearing Mammals

You may only hunt the furbearing mammals (see Definitions, page 86) listed in the table below under the authority of your small game licence. See special regulations for **Wolf and Coyote** on page 83. Note that a small game licence is not valid in northern Ontario and parts of central Ontario (as shown on Map 2, pages 10-11) from June 16 to August 31.

If you wish to hunt **raccoons at night**, you must carry your Outdoors Card with a small game licence tag. You must also be accompanied by a dog licensed for raccoon hunting. You can only use a .22 calibre rim-fire rifle chambered for the following cartridges: .22 short, .22 long or .22 long rifle. Raccoon night hunters must have their guns unloaded and encased while in the vehicle. A licensed night raccoon hunter may use a light if it is not shone from or attached to a vehicle or boat.

## Possession of Pelts During the Closed Season

Small game hunters who harvest furbearing mammals, including wolves and coyotes, during the open season and have not disposed of the pelts by the close of the season must obtain a Licence to Possess a Pelt in order to possess pelts during the closed season. Please contact a ministry office to make arrangements to obtain a Licence to Possess a Pelt (available free of charge).

## Royalty, Import, Export and Shipping

See General Regulations, page 30, for information on import, export and shipping.

A royalty is payable to the province at the time that a person obtains an Export Licence for Furbearing Mammals or Their Pelts.

## Game Wildlife and Parts

See page 29 on Game Wildlife and Parts for information on selling and spoilage.

Furbearing Mammals which may be harvested under the authority of a small game licence			
Species	Area	Resident Open Seasons	Non-Resident Open Seasons
Raccoon	All of Ontario*	Oct. 15 to Jan. 15 of the next year	Oct. 15 to Jan. 15 of the next year (No night hunting)
Red Fox	All of Ontario north of French and Mattawa Rivers*	Sept. 15 to the last day of Feb. of the next year	Sept. 15 to the last day of Feb. of the next year
	Remainder of Ontario*	All year	All year
Arctic Fox	All of Ontario*	Oct. 25 to Mar. 31 of the next year	Oct. 25 to Mar. 31 of the next year
Skunk	All of Ontario*	All year	All year
Weasel	All of Ontario*	Oct. 25 to the last day of Feb. of the next year	Oct. 25 to the last day of Feb. of the next year
Opossum	All of Ontario*	Oct. 25 to Jan. 15 of the next year	Oct. 25 to Jan. 15 of the next year
Wolf and Coyote	See table p. 84	See table p. 84	See table p. 84

\* Generally, furbearing mammals may not be hunted in Provincial Parks (see Hunting in Parks on page 28) and Crown Game Preserves (see Crown Game Preserves on page 27).

## A Message from Ontario's Conservation Officers

**Hunter orange is intended to maximize hunter safety without negatively impacting hunting success.**

**All licensed hunters, including archery hunters, hunting during a gun season for deer, elk or moose, are required to wear hunter orange. As well, all black bear hunters hunting during a black bear season outside gun seasons for deer, elk and moose are required to wear hunter orange except when in a tree stand. Waterfowl hunters are exempt from the hunter orange requirement.**

**Report Resource Abuse 1-877-847-7667**





## Wolf and Coyote Regulations

**Licence fees can be found on page 15.**

Residents and non-residents may only hunt wolves and coyotes under the authority of a valid small game licence.

**In WMUs 43-45 and 59-95, only a licence is required.**

**In WMUs 1A, 1C, 1D, 2-42, 46-50 and 53-58, a small game licence must be accompanied by a wolf/coyote game seal purchased at licence issuers or participating ServiceOntario centres.** You can purchase a maximum of two wolf/coyote game seals per calendar year. The seals may be purchased separately or at the same time.

Coyotes are included in regulations across core wolf range (WMUs 1A, 1C, 1D, 2-42, 46-50 and 53-58) because coyotes may be difficult to distinguish from wolves, especially eastern wolves, where their ranges overlap.

Hunters wishing to use a rifle with a muzzle energy greater than 400 ft-lbs to hunt wolf or coyote during the open season for a big game species (other than bows-only seasons for deer south of the French and Mattawa rivers) must have a valid licence for a big game species that a season is open for. Non-resident hunters should ensure that their big game licence is valid in the area they are hunting wolf/coyote.

Generally, wolves and coyotes cannot be hunted in provincial parks, including the Kawartha Highlands Signature Site Park.

### Firearms

See page 79, Small Game Regulations, for specifications on firearms.

### Party Hunting

**Party hunting for wolves and coyotes is not permitted in WMUs 1A, 1C, 1D, 2-42, 46-50 and 53 to 58.** This means that you may hunt co-operatively with several hunters; however, each hunter will have to be in possession of a wolf/coyote game seal to hunt wolves/coyotes in these WMUs, and the hunter who harvests the animal must personally seal it. Once a hunter has used his or her wolf/coyote seal, he or she may not continue to participate in the hunt unless in possession of a second wolf/coyote seal. If the hunter has used both his or her wolf/coyote seals, he or she cannot continue to hunt wolf/coyote in these WMUs until the following calendar year. It is illegal to transfer a wolf/coyote game seal from one hunter in order to seal a wolf or coyote taken by another hunter.

**NOTE:** The specific rules around “party hunting” as summarized on page 25 apply only to hunting for moose, deer, elk or black bear.

**In WMUs 43-45 and 59-95, where a wolf/coyote seal is not required, you may hunt co-operatively in a group or party for wolves or coyotes without restrictions on the number of animals harvested or who can take them.**

### Sealing and Transporting

If you have killed a wolf or coyote under a wolf/coyote game seal, you must, **immediately** after the kill and at the kill site, securely **attach your game seal to the animal in the manner prescribed on the instruction panel attached to the seal.** The game seal must remain attached while the pelt (on or off the carcass) is being transported.

**You must notch out the month, day and time of the kill on the wolf/coyote game seal, at the time of, and at the location of, the kill.**

### Mandatory Reporting

If you purchased a wolf/coyote game seal, you must complete and submit a Wolf/Coyote Hunter Mandatory Questionnaire by January 15 of the year following the hunt. **You must submit the completed questionnaire even if you did not hunt.** You will receive your mandatory questionnaire from the ministry by mail in December. You may submit your completed questionnaire by mail to the Big Game Harvest Assessment Program, Natural Resources Information Section, Ministry of Natural Resources & Forestry, 300 Water Street, 2nd Floor, North Tower, Peterborough, ON K9J 3C7, or use the easy and quick online option at [ontario.ca/harvestreporting](http://ontario.ca/harvestreporting) to complete the questionnaire.

### Possession of Pelts During the Closed Season

See page 82, Furbearing Mammals.

### Royalty, Import, Export and Shipping

See General Regulations, page 30, for information on import, export and shipping. See Export Permits, page 16, for information on where to obtain an export permit.

A royalty is payable to the province at the time that a person obtains an Export Licence for Furbearing Mammals or Their Pelts.

A CITES export permit is also required to export ALL wolves from Canada. Please contact a ministry office to make arrangements to acquire CITES permits (available free of charge). **Please allow up to 10 days to obtain a permit. More information on CITES is available at [www.cites.ca](http://www.cites.ca)**

In some countries and provinces, importation of wolves is regulated; requirements for importation should be determined by the exporter prior to shipment.

## Wolf and Coyote Seasons

Species	Area/WMUs	Open Season (Resident and Non-resident)
Wolf and Coyote*	1A, 1C, 1D, 2, 3, 4, 5, 6, 7, 8, 9, 10, 11**, 12, 13, 14, 15, 16, 17, 18, 19, 20, 21, 22, 23, 24, 25, 26, 27, 28, 29, 30, 31, 32, 33, 34, 35, 36, 37, 38, 39, 40, 41, 42, 46, 47, 49, and 53B In 48, 50, 53A, 54, 55, 56, 57, and 58 <b>except</b> in the geographic townships listed below with no season.	From September 15, in any year, to March 31, of the next year
Wolf and Coyote	In the geographic townships of Airy, Alice, Ballantyne, Boulter, Boyd, Bruton, Burns, Butt, Calvin, Cameron, Chisholm, Clancy, Clara, Clyde, Dickens, Dudley, Eyre, Finlayson, Franklin, Fraser, Hagarty, Harburn, Harcourt, Havelock, Head, Herschel, Lauder, Livingstone, Maria, McClintock, McClure, McCraney, McKay, Murchison, Papineau, Paxton, Petawawa, Richards, Rolph, Sabine, Sinclair, and Wylie	No season
Wolf and Coyote	43, 44, 45, 59, 60, 61, 62, 63, 64, 65, 66, 67, 68, 69, 70, 71, 72, 73, 74, 75, 76, 77, 78, 79, 80, 81, 82, 83, 84, 85, 86, 87, 88, 89, 90, 91, 92, 93, 94 and 95	All year

\* Wolf/coyote game seal required in order to hunt wolves and coyotes in these WMUs.

\*\* Does not include WMU 11C, Quetico Provincial Park.

## Game Amphibians and Reptiles

### Frogs and Turtles

#### Snapping Turtle Mandatory Harvest Reporting

If you harvest a snapping turtle you must complete the mandatory questionnaire and submit it to the ministry by January 14th of the following calendar year. You can report your harvest online or access a printable version of the questionnaire at [ontario.ca/harvestreporting](http://ontario.ca/harvestreporting).

Snapping turtles and bullfrogs may be taken under the authority of a valid sport or conservation fishing licence. No commercial harvest of snapping turtles or bullfrogs is permitted. You may only take snapping turtles by box or funnel traps or by hand. You may not remove the upper shell from any snapping turtle until immediately before it is prepared for consumption.

No firearm other than a bow (compound, recurve, long) or crossbow may be used to take bullfrogs. A person may take bullfrogs at night without a firearm and a person may shine a light for that purpose.

You may take bullfrogs from July 21 to October 15. You may not take more than 10 bullfrogs in one day nor possess more than 10. Bullfrogs may not be taken in the City of Ottawa (formerly the Regional Municipality of Ottawa-Carleton), the counties of Prescott and Russell, Stormont, Dundas and Glengarry, Leeds and Grenville, Lanark, Frontenac,



Lennox and Addington, Prince Edward, Northumberland, Peterborough and the City of Kawartha Lakes (formerly Victoria County) or in the townships in the County of Hastings south of and including the townships of Marmora and Lake, Tudor and Cashel, and Elzevir and Grimsthorpe.

See the Ontario Recreational Fishing Regulations Summary at [ontario.ca/fishing](http://ontario.ca/fishing) for additional information about the capture and use of frogs for bait.

**NOTE: Generally, it is illegal to harvest frogs or snapping turtles in provincial parks or Crown Game Preserves.**

#### Snapping Turtle as Special Concern Species

The snapping turtle is listed as special concern under Ontario's *Endangered Species Act, 2007*, and the federal *Species at Risk Act, 2002*. Species classified as Special Concern provincially and federally have management planning requirements. The Ministry of Natural Resources and Forestry and the federal government will work toward meeting these requirements. To learn more, visit [ontario.ca](http://ontario.ca) or contact your local MNRF office.

## Open Season for Snapping Turtles

WMU(s)	Residents	Non-residents	Daily Bag Limit	Possession Limit
2 to 45	All year	All year	2	5
61, 62	All year	July 15 to Sept. 15	2	5
46-50, 53-60, 63-95	July 15 to Sept. 15	July 15 to Sept. 15	2	5



# Field Dressing, Transporting and Preparing Wild Game

Proper handling of harvested game will help ensure a quality food product for the table. Always use a clean, sharp knife and cutting tools and wear disposable gloves.

## Big Game Field Dressing

Field dressing, or gutting, is the process of removing the entrails (internal organs) from the animal to promote cooling of the carcass and prevent the meat from spoiling.

- Always field dress game immediately after the kill.
- Move the animal to a clean site before field dressing.
- Roll the animal onto its back or side with head higher than the rump.
- Cut a line up from the crotch to the tip of the sternum (where the rib cage ends and the belly starts).
- It is best to cut with the blade up and out of the cavity to prevent cutting into internal organs.
- Free the colon by cutting around the anus and then tie a string just in front of the anus to prevent feces from entering the body cavity.
- Cut around the diaphragm.
- Free the windpipe at the throat and free any internal organs by cutting the tissue attaching them to the backbone.
- Do not cut open the rumen, intestines or bladder. If punctured, wipe cavity with paper towels.
- Position carcass to allow blood to drain out.
- Do not wash cavity with water from the field. It is often a source of bacteria.
- Prop open the body cavity to allow air flow and cooling.
- In warm weather remove the skin and apply cheesecloth to help keep meat clean and cool. In cold weather you can leave the skin on.

## Transporting

- Avoid dragging game through water, mud or dirt.
- Wipe out body cavity with paper towel if dirt enters.
- Use cheesecloth to keep meat clean if quartering animal. Never use plastic or tarps.
- Keep carcass away from engine heat, gas, road dust and sun. Allow air circulation.

## Hanging and Cooling

- Game carcasses should be cooled as soon as possible to a temperature not exceeding 7° Celsius (45° F).
- Hang meat in a place that is cool and dry with good air circulation.
- Remove areas of blood clots or tissue damage with a clean knife.
- Use pepper and cheesecloth on carcass to deter insects in warmer weather.
- If you are not processing your own meat, make butchering arrangements before your hunt.

- If weather turns warm, inspect the carcass and take it to a butcher immediately if you cannot keep it cool.

## Game Birds and Waterfowl

- Birds should have the entrails removed as soon as possible.
- Birds can be plucked or skinned.
- Keep free from dirt and untreated water in the field.
- Birds must be cooled as soon as possible to a maximum of 4° C (39° F).
- Remove any damaged meat and look for and remove any shot that remains in this area.
- Remember to leave one fully feathered wing on migratory birds when transporting.

## Rabbits, Hares and Squirrels

- Peel the hide completely off and remove the tail before cutting the abdomen open and removing the entrails.
- Trim away any shot-damaged meat and look for and remove any shot that remains in this area.
- The carcass should be cooled and maintained at a temperature not exceeding 4° C (39° F), as soon as possible.

## Preparing and Cooking Wild Meat for Consumption

- Always wash hands before and after preparing food and keep raw meat away from other food.
- Thaw your meat in the refrigerator, microwave or oven, not on the kitchen counter.
- Utensils, equipment and food contact surfaces must be cleaned and sanitized after each use. Disinfecting is especially important where wild game or fish is being prepared in the same kitchen as regular "store-bought" meat, poultry or fish. Disinfection must occur between the two types of preparations.
- You risk your health and the health of others when you do not thoroughly cook meat. Health officials indicate that meat must be cooked to a temperature of 82° C (180° F) or higher. Use a meat thermometer to check that meat is cooked all the way through. Clean the thermometer after each use. Red meat is cooked when it is brown or grey inside and birds are cooked when the juices run clear.
- Ensure that bear meat, whether frozen or fresh, is always cooked to this temperature (and always to a grey colour, not red or pink) to prevent any possibility of Trichinosis, a parasitic disease found in bears in North America. Public health officials advise that smoking, drying, or microwaving may not cook bear meat to a high enough temperature.
- For additional information on safe food handling and meat preparation, consult your local public health unit.
- More detailed guidelines on field dressing, skinning and processing wild game are available in the *Ontario's Hunter Education Manual*.

# Definitions

## ANTLERLESS DEER:

Deer that have no antlers or antlers that are both less than 7.5 cm (3 inches) long. Generally, antlerless deer include adult female deer and fawns of both sexes.

## BEAR MANAGEMENT AREA:

An area of Crown land licensed to an operator for providing bear hunting services to non-resident bear hunters.

## BIG GAME:

Includes black bear, white-tailed deer, American elk, moose and woodland caribou.

## BOWS:

Includes longbows, crossbows, compound bows and recurve bows.

## CONTROLLED HUNT:

Hunts in which the total number of hunters is restricted. A hunter needs a controlled hunt validation tag to participate in a controlled hunt.

## ELK HARVEST AREAS:

Numbered portions of a Wildlife Management Unit(s) used for elk harvest management. WMU and Harvest Area numbers are used in the table for elk open seasons, hunt codes and seal quotas to indicate the relevant area of the province in which an elk seal is valid.

## ENCASED:

A firearm is encased if the firearm is completely contained in a case so that it cannot be readily accessed.

## FURBEARING MAMMALS:

American badger, beaver, bobcat, coyote, fisher, arctic fox, grey fox, red fox (all phases), lynx, marten, mink, muskrat, opossum, otter, raccoon, red squirrel, striped skunk, weasel (least, long-tailed and short-tailed), wolf, wolverine and polar bear.

## GAME WILDLIFE:

A furbearing mammal, game amphibian, game bird, game mammal or game reptile.

GAME AMPHIBIANS: Bullfrog.

GAME BIRDS: Ruffed grouse, sharp-tailed grouse, spruce grouse, gray (Hungarian) partridge, ring-necked pheasant, rock ptarmigan, willow ptarmigan, wild turkey and Northern bobwhite.

GAME MAMMALS: Black bear, woodland caribou, cottontail rabbit, white-tailed deer, American elk, European hare, varying hare, moose, gray (black) squirrel and fox squirrel.

GAME REPTILES: Snapping turtle.

## HUNTING:

Includes lying in wait for, searching for, being on the trail of, pursuing, chasing or shooting at wildlife, whether or not the wildlife is killed, injured, captured or harassed. You need a hunting licence to do any of these things, except where the *Fish and Wildlife Conservation Act, 1997*, states otherwise.

## LICENCES, TAGS AND GAME SEALS:

**ADDITIONAL GAME SEAL:** A game seal, purchased in addition to the game seal that comes with the deer or black bear licence, which allows the hunter to harvest an additional animal under certain conditions. An additional game seal is NOT a licence to hunt for the species. A licence must be purchased before the additional game seal is valid for use.

**E-LICENCE:** E-licences are available over the Internet and must be printed by the angler or hunter. These licences, when accompanied by an Outdoors Card, allow the angler or hunter to immediately enjoy the open season.

**GAME SEAL:** The seal that must be attached to a moose, elk, deer, wild turkey or black bear and to a wolf and coyote (see page 83) as soon as the animal is killed. The game seal must remain attached to the animal while it is transported.

**LICENCE TAG:** A tag which, when it accompanies an Outdoors Card, constitutes a licence to hunt wildlife, or a class thereof, specified on the tag.

**OUTDOORS CARD:** An Outdoors Card is a component of a licence to hunt the wildlife specified on the licence tag when that tag accompanies the card and any applicable paper hunting licences and game seals and/or validation tags.

**VALIDATION TAG OR CERTIFICATE:** A tag or certificate which validates a licence to hunt game mammals of a specified number, age or sex or in a specified area.

**VALIDATION CERTIFICATE:** A validation certificate must be carried by non-resident black bear hunters.

**VALIDATION TAG (NON-RESIDENTS):** A moose validation tag must accompany the non-resident hunter's moose licence.

**VALIDATION TAG (RESIDENTS):** A validation tag must be affixed to the front of the game seal to allow resident hunters to hunt adult moose or antlerless deer. In WMUs 48, 55A, 55B, 57 and 65, a specific calf validation tag is required to hunt calf moose. A validation tag is also required to take part in the controlled hunts for deer. A validation tag for a controlled deer hunt must be carried on your person.

Moose and deer licences obtained prior to the draw deadline are validated by the ministry on the game seal itself. They are valid for calf moose or antlered deer in other WMUs except for calf moose in WMUs 48, 55A, 55B and 57, during the appropriate open season providing the game seal has not been used.

Elk licences are validated by the ministry on the game seal itself, including information about the sex and age of animal that may be harvested, and the WMU and Harvest Area in which it is valid during an open season for elk. It also contains information (licence tag numbers) for the hunters who are permitted to hunt under the authority of the seal.

## MIGRATORY GAME BIRDS:

Waterfowl, common moorhens, American coots, mourning doves, common snipe, woodcock and rails (other than yellow and king rails which cannot be harvested).

## MOTORBOAT:

A boat with a motor that is attached to the boat and that is capable of being used as a means of propulsion, and includes any floating object being towed by a motorboat.

## MUZZLE-LOADING GUN:

A gun that is loaded through the muzzle. A percussion muzzle-loading gun is considered to be loaded if there is a charge of powder and a projectile in the barrel and a percussion cap on the nipple. A flint-lock muzzle-loading gun is considered to be loaded if there is a charge of powder and a projectile in the barrel and the vent is unplugged. An electronic muzzle-loading gun is considered loaded when there is a projectile in the barrel. Also known as a muzzle-loader.

## NON-RESIDENT:

A person who does not qualify as a resident (see Resident). The ownership of property in Ontario does not qualify a person for a resident's licence.

## PELT:

The untanned skin of a furbearing mammal, whether or not the skin is on a carcass.

## RESIDENT:

An Ontario resident is a person whose primary residence is in any part of Ontario and who has actually resided in any part of Ontario for a period of at least **six consecutive months during the immediately preceding 12 months**. For information on deemed residency for military, RCMP, and diplomatic personnel, please call 1-800-387-7011

**SELECTIVE HARVEST SYSTEM:**

The system that controls the harvest of breeding moose, elk and deer. The harvest of adult moose, elk and antlerless deer is restricted to those who hold the appropriate validation tag, which is obtained through a random draw. The harvest of calf moose in WMUs 48, 55A, 55B and 57 is restricted to those who hold the appropriate validation tag, which is obtained through a random draw.

**SPECIALLY PROTECTED WILDLIFE:**

A specially protected mammal, specially protected bird, specially protected reptile, specially protected amphibian or specially protected invertebrate.

**SPECIALLY PROTECTED AMPHIBIANS:** Northern cricket frog, blue-spotted salamander, eastern tiger salamander, four-toed salamander, Jefferson salamander, northern dusky salamander, northern two-lined salamander, redback salamander, small-mouthed salamander, spotted salamander, Fowler's toad and gray treefrog.

**SPECIALLY PROTECTED BIRDS (Raptors):** Bald eagle, golden eagle, peregrine falcon, northern goshawk, gyrfalcon, northern harrier, broad-winged hawk, Cooper's hawk, red-shouldered hawk, red-tailed hawk, rough-legged hawk, sharp-shinned hawk, American kestrel, American swallow-tailed kite, merlin, osprey, barred owl, boreal owl, burrowing owl, barn owl, eastern screech owl, great gray owl, great horned owl, long-eared owl, northern hawk owl, northern saw-whet owl, short-eared owl, snowy owl and turkey vulture.

**SPECIALLY PROTECTED BIRDS (other than Raptors):** Brewer's blackbird, rusty blackbird, yellow-headed blackbird, blue jay, gray jay, belted kingfisher, American white pelican and common raven.

**SPECIALLY PROTECTED INVERTEBRATES:** Karner blue, monarch, West Virginia white, mottled dusky wing, bog elfin, frosted elfin,

black swallowtail, giant swallowtail, Old World swallowtail, pipevine swallowtail, spicebush swallowtail, Canadian tiger swallowtail, eastern tiger swallowtail and zebra swallowtail.

**SPECIALLY PROTECTED MAMMALS:** Big brown bat, eastern pipistrelle bat, hoary bat, small-footed bat, little brown bat, northern long-eared bat, red bat, silver-haired bat, eastern chipmunk, least chipmunk, northern flying squirrel, southern flying squirrel, arctic shrew, masked shrew, least shrew, northern short-tailed shrew, pygmy shrew, smoky shrew and water shrew.

**SPECIALLY PROTECTED REPTILES:** Eastern foxsnake, Butler's gartersnake, smooth greensnake, massasauga, milksnake, queensnake, blue racer, gray ratsnake, common five-lined skink, eastern hog-nosed snake, spiny softshell, Blanding's turtle, eastern musk turtle, midland painted turtle, northern map turtle, spotted turtle, western painted turtle, wood turtle, Lake Erie watersnake and northern watersnake.

**SPOUSE:**

Either of two persons who are legally married to one another; or either of two persons who live together in a conjugal relationship outside of marriage.

**VEHICLE:**

Any kind of vehicle that is driven, propelled or drawn on land or ice by any kind of power, including muscular power, and includes the rolling stock of a railway.

**WILDLIFE MANAGEMENT UNITS (WMUs):**

Numbered divisions of the province used for wildlife management. WMU numbers are used in the tables for open seasons to indicate the relevant geographic areas of the province. For detailed information on WMU boundaries, go to [ontario.ca/hunting](http://ontario.ca/hunting).

# It's Your Call

**CRIME I-1  
STOPPERS**

Your hunt of a lifetime can be ruined by the illegal act of just one poacher! Every year hunters locate the rotting carcasses of unlawfully shot and abandoned moose – these are moose that are lost to honest hunters and to the tourist industry that relies on healthy moose populations.

## Protect your moose hunt – it's your call.

If you have any information about illegally shot and wasted moose, deer, or bear or any other crime, call Crime Stoppers at

# 1-800-222-8477

All calls to Crime Stoppers remain anonymous and you could be eligible for a cash reward.

This message is brought to you by:

**CRIME I-1  
STOPPERS**




# Ministry of Natural Resources and Forestry

## ServiceOntario

**Hunting and fishing licences, as well as a variety of permits, are available at participating ServiceOntario centres.**

Please ensure you go to [ontario.ca/outdoorscard](http://ontario.ca/outdoorscard) to find the nearest participating ServiceOntario centre, or call 1-800-387-7011.

**Fishing Licences** – All Ontario, Canadian and Non-Resident licences and Temporary Outdoors Cards.

**Hunting Licences** – All Resident licences, Non-Resident licences and Temporary Outdoors Cards, Duplicate licences, Hunter Safety Exam submission, Big Game Draw Application submission, Big Game Tag Transfers, Non-Resident Moose Tag Validation Certificate.

**Permits** – Non-Resident Big Game Export Permits, Non-Resident Crown Land Camping Permits, Blank Work Permit forms.

### Ministry of Natural Resources and Forestry

#### MNRF Authorized Licence Issuers

Hunting licences are available at licence issuers across the province. For the nearest location visit [ontario.ca](http://ontario.ca) and search for Hunting and Fishing Licence Issuers.

Specialized services and information are available by:

- **Making an appointment** at a ministry office;
- Calling the Natural Resources Information Centre at 1-800-667-1940
- Visiting us at [ontario.ca/mnrf](http://ontario.ca/mnrf) for information on the following:

Export Permits	Crown Land
CITES Permits	Game Preserves

### Other Information

**Fishing or hunting:**  
Outdoors Card Centre  
1-800-387-7011

**General Information:**  
Natural Resources Information Centre (NRIC)  
1-800-667-1940 (TTY) 1-866-686-6072

[mnr.nric.mnr@ontario.ca](mailto:mnr.nric.mnr@ontario.ca)

[ontario.ca/mnrf](http://ontario.ca/mnrf)

**Report a Bear Problem:**  
1-866-514-2327 (TTY) 705-945-7641

**Report a Resource Violation:**  
1-877-847-7667

## Ministry of Natural Resources and Forestry District Offices

### Call for Appointment

To be transferred to local district offices please call 1-800-667-1940

#### SOUTHERN REGION

**Greater Toronto Area/Aurora District (WMUs 72B, 73 [Durham Region Only] 78, 79)**  
Aurora MNRF Office: (905) 713-7400

**Aylmer District (WMUs 90, 91, 92, 93, 94, 95)**  
Aylmer MNRF Office: (519) 773-9241

**Bancroft District (WMUs 51, 54, 55A, 56, 57, 60, 61, 62, 63)**  
Bancroft MNRF Office: (613) 332-3940  
Minden MNRF Office: (705) 286-1521

**Guelph District (WMUs 80, 85, 86, 87, 88, 89)**  
Guelph MNRF Office: (519) 826-4955  
Vineland MNRF Office: (905) 562-4147

**Kemptville District (WMUs 63, 64, 65, 66, 67, 69B)**  
Kemptville MNRF Office: (613) 258-8204

**Midhurst District (WMUs 76, 77, 81, 82, 83, 84)**  
Midhurst MNRF Office: (705) 725-7500  
Owen Sound MNRF Office: (519) 376-3860

**Parry Sound District (WMUs 46, 47, 49, 50, 53)**  
Parry Sound MNRF Office: (705) 746-4201  
Bracebridge MNRF Office: (705) 645-8747

**Pembroke District (WMUs 48, 55B, 58, 59)**  
Pembroke MNRF Office: (613) 732-3661

#### Peterborough District

(WMUs 62, 68, 69A, 70, 71, 72A, 73, 74, 75)  
Peterborough MNRF Office: (705) 755-2001  
Kingston MNRF Office: (613) 531-5700

#### NORTHWEST REGION

**Dryden District (WMUs 5, 8, 15A)**  
Dryden MNRF Office: (807) 223-3341  
Ignace MNRF Office: (807) 934-2233

**Fort Frances District (WMUs 9, 10, 11A, 12)**  
Fort Frances MNRF Office: (807) 274-5337  
Atikokan MNRF Office: (807) 597-6971

**Kenora District (WMUs 6, 7)**  
Kenora MNRF Office: (807) 468-2501

**Nipigon District (WMUs 14, 17, 18, 19, 20, 21A)**  
Geraldton MNRF Office: (807) 854-1030  
Nipigon MNRF Office: (807) 887-5000

**Red Lake (WMUs 2, 3)**  
Red Lake MNRF Office: (807) 727-2253

**Sioux Lookout District (WMUs 1C, 4, 16A, 16B)**  
Sioux Lookout MNRF Office: (807) 737-1140

**Thunder Bay District (WMUs 11B, 13, 15B, 16C)**  
Thunder Bay MNRF Office: (807) 475-1471

#### NORTHEAST REGION

**Chapleau District (WMU 31)**  
Chapleau MNRF Office: (705) 864-1710

**Cochrane District (WMUs 1A, 1B, 1D, 25, 26, 27)**  
Cochrane MNRF Office: (705) 272-4365  
Moosonee MNRF Office: (705) 336-2987

**Hearst District (WMUs 22, 23, 24)**  
Hearst MNRF Office: (705) 362-4346  
Kapusking MNRF Office: (705) 335-6191

**Kirkland Lake District (WMU 28)**  
Kirkland Lake MNRF Office: (705) 568-3222

**North Bay District (WMUs 40, 41, 47)**  
North Bay MNRF Office: (705) 475-5550

**Sault Ste. Marie District (WMUs 35, 36, 37, 45)**  
Sault Ste. Marie MNRF Office: (705) 949-1231  
Blind River MNRF Office: (705) 356-2234

**Sudbury District (WMUs 38, 39, 42, 43, 44)**  
Sudbury MNRF Office: (705) 564-7823

**Timmins District (WMUs 29, 30)**  
Timmins MNRF Office: (705) 235-1300

**Wawa District (WMUs 21B, 32, 33, 34)**  
Wawa MNRF Office: (705) 856-2396

# Your source for Firearms, Ammunition and Reloading Supplies

4567 Road 38, Harrowsmith  
(613) 372-2662  
sales@theammosource.com



[www.theammosource.com](http://www.theammosource.com)

backroadmapbooks.com

**HUNT** With US

Backroad Mapbooks    Waterproof Maps    CANADA'S #1 Hunting Resource    GPS Maps    BRMB Navigator App

GAME SPECIES  
HOT SPOTS  
MANAGEMENT UNITS  
TIPS & TECHNIQUES  
TOPOGRAPHIC MAPS  
HUNTING ZONES





THOUSANDS OF  
RESCUES MADE  
COUNTLESS  
LIVES TOUCHED

# THIS IS A TRAIL OF UNEXPECTED MISHAPS.

**BE READY FOR THE UNEXPECTED  
WITH SPOT SATELLITE DEVICES  
WHEN YOU'RE BEYOND CELLULAR.**

SPOT GEN3 and SPOT GLOBAL PHONE give you a critical line of communication to emergency responders in life-threatening situations and allow you to check in with friends and family. SPOT TRACE tracks your most valuable assets virtually anywhere.

To learn more and to find your local retailer, visit

**FindMeSPOT.com/OntarioRegs**



SPOT GLOBAL PHONE  
SATELLITE PHONE



SPOT GEN3™  
SATELLITE GPS  
MESSENGER



SPOT TRACE™  
THEFT-ALERT SATELLITE  
TRACKING DEVICE






# ACCURATE. ENERGY.

Built on Crosscentric™ cam technology, the 2016 HALON™ delivers bone-crushing energy with the hair-splitting accuracy you expect from Mathews®. See more at [mathewsinc.com](http://mathewsinc.com).

up to 353 FPS | 30" ATA | 5, 6 & 7" BH



Mathews® Ambassador, Brett Seng  
DIY | Montana backcountry





FIREARMS APPAREL  
KNIVES PACKS ELECTRONICS & GPS FOOTWEAR  
OPTICS AMMUNITION



GrouseRiver.com

**SAVE 5% OFF** YOUR NEXT ORDER\* | USE CODE: **ONT5OFF**

\*SOME EXCLUSIONS APPLY VISIT US ONLINE FOR FULL DETAILS



1.877.547.6873



info@GrouseRiver.com

